



Agenda
City of Charlevoix City Council Regular Meeting
Monday, June 1, 2026 - 6:00 PM
Council Chambers, 210 State Street, Charlevoix, MI

- 1. Pledge of Allegiance**
- 2. Roll Call**
- 3. Presentations**
- 4. Inquiry Regarding Conflicts of Interest**
- 5. Consent Agenda**
 - A. City Council Meeting Minutes - May 18, 2026
 - B. Accounts Payable and Payroll Check Registers
 - C. 2026 Venetian Festival Approvals
 - D. Recreational Authority Board Resignation—Shirley Gibson
 - E. 2026 Recreation Master Plan Survey Questions
- 6. Public Hearings and Actions Requiring Public Hearings**
 - A. Action: Ordinances 871 and 872 for Payment in Lieu of Tax Ordinances- Lighthouse Gardens and Charlevoix Apartments
Mark Heydlauff, City Manager
- 7. All Other Actions and Requests**
- 8. Reports and Communications**
 - A. Public Comment
 - B. City Manager's Comments
 - C. Mayor and Council Comments
- 9. Other Council Business**
 - A. Closed Session: Annual Evaluation of City Manager (pursuant to MCL 15.268(1a))
- 10. Adjourn**

Persons with disabilities who need an accommodation to fully participate in these meetings should contact the City Clerk's Office at 231-547-3250 or by email clerk@charlevoixmi.gov. A 24-hour notice may be needed for certain accommodations. An attempt will be made to grant all reasonable accommodations requests.

Charlevoix City Council

Consent Agenda

Title: City Council Meeting Minutes - May 18, 2026

Date: June 1, 2026

Presented By:

Background:

Recommendation:

Motion to approve the minutes as presented.

Attachments:

1. 2026.05.18 CC DRAFT

City of Charlevoix
City Council Regular Meeting Minutes
Monday, May 18, 2026 - 6:00 PM
Council Chambers, 210 State Street, Charlevoix, MI

1. Pledge of Allegiance

The meeting was called to order at 6:00 p.m. by Mayor Gennett. The Council, staff, and members of the public rose and recited the Pledge of Allegiance.

2. Roll Call

Mayor: Lyle Gennett

Members Present: Aaron Hagen, Dennis Halverson, Janet Kalbfell, Mark Knapp, Phil Parr, Richard Spring

Members Absent: None

City Manager: Mark L. Heydlauff

City Clerk: Sarah J. Dvoracek

3. Presentations

4. Inquiry Regarding Conflicts of Interest

5. Consent Agenda

Mayor Gennett opened the item for public comment. None were heard.

Motion by Parr, seconded by Spring to approve the consent agenda as presented.

Yeas: Kalbfell, Knapp, Spring, Halverson, Hagen, Parr

Nays: None

Motion carried.

A. City Council Meeting Minutes - May 4, 2026

Motion to approve the minutes as presented.

B. Accounts Payable and Payroll Check Registers

Motion to approve the accounts payable and payroll check registers as presented.

Dates	Description	Amount
05/08/2026	Payroll Remittance Checks	\$6,804.57
05/08/2026	Payroll (regular payroll net pay)	\$131,772.74
05/19/2026	Regular Accounts Payable	\$457,466.46
05/04/2026-05/12/2026	ACH/WIRE Payments	\$179,136.63
05/19//2026	Tax Disbursement	\$20,040.25
Grand Total		\$795,220.65

The detailed accounts payable and payroll check registers can be viewed on the City's

[website.](#)

C. MECA Safety Program for 2027-2029

Motion to approve the MECA safety program for 2027-2029 in the amount of \$20,723, with a cost not to exceed 5%, as presented and authorize City Manager to sign any required documents.

D. Tax Rate Request Forms and Millage Collection Procedure Verification

Motion to approve the City of Charlevoix and DDA L-4029 Tax Rate Request Forms for 2026 and Millage Collection Procedure Verification Form for 2026 and authorize the City Clerk and Mayor to sign both forms.

E. Investment Update

Motion to approve the investment report as presented.

F. Use of Odmark Pavilion: Foghorn Jazz Band Public Practices

Motion to approve the Foghorn Jazz Band to perform scheduled public practices at the Odmark Pavilion 12:30 p.m. to 2:30 p.m. Wednesdays through September at no cost to the City.

6. Public Hearings and Actions Requiring Public Hearings

A. Public Hearing for Ordinance 873: Regulation of Tours

Mark Heydlauff, City Manager

City Manager Heydlauff presented information on the Public Hearing for Ordinance 873: Regulation of Tours.

Mayor Gennett opened the item for public comment, 28 were heard.

Motion by Halverson, seconded by Knapp to approve the following amendments to Ordinance 873: Regulation of Tours: lower the \$1,000 annual fee to \$500, 10 people per half hour regardless of method of conveyance, hours of operation from 10 a.m. to 4 p.m. no Sundays or holidays, three tour licenses, and current operators have first right of refusal.

Yeas: Knapp, Halverson, Hagen

Nays: Kalbfell, Spring, Parr

Tie, motion failed.

Motion by Kalbfell to accept Ordinance 873 as drafted with the amendment of changing the license fee to \$500.

No second, motion dies.

Motion by Parr, seconded by Halverson to amend Ordinance 873 with the following changes: operation hours shall be 10 a.m. to 4 p.m., 15 people per hour, no Sundays or Federal holidays, and the annual license fee is set at \$500, and current tour operators have first right of refusal for a license.

Yeas: Knapp, Spring, Halverson, Hagen, Parr

Nays: Kalbfell

Motion carried.

Motion by Parr, seconded by Spring to amend the previous provision to allow three tour licensees.

Yeas: Knapp, Spring, Halverson, Hagen, Parr

Nays: Kalbfell

Motion carried.

Motion by Hagen, seconded by Knapp, to approve a new section under 115.09 shall read: the City Manager shall define the nature of temporary and occasional tours and shall present the same request to Council, which may then adopt it by resolution.

Yeas: Kalbfell, Knapp, Spring, Halverson, Hagen, Parr

Nays: None

Motion carried.

Motion by Parr, seconded by Spring to approve Ordinance Amendment 873 of 2026 with amendments.

CITY OF CHARLEVOIX

Ordinance No. 873 of 2026

AN ORDINANCE TO AMEND THE CODE OF THE CITY OF CHARLEVOIX BY AMENDING ADDING A NEW CHAPTER, WHICH NEW CHAPTER SHALL BE DESIGNATED AS CHAPTER 115 OF TITLE XI – BUSINESS REGULATIONS OF SAID CODE, TO REGULATE AND REQUIRE THE TOUR GUIDE OR COMPANY TO OBTAIN A LICENSE TO OPERATE WITHIN THE BOUNDARIES OF THE CITY AND FOLLOW THE REGULATIONS PERTAINING TO THE LICENSED OPERATION, TO PROVIDE PENALTIES FOR VIOLATION OF THIS ORDINANCE; TO PROVIDE FOR SEVERABILITY; TO REPEAL ALL ORDINANCES OR PARTS OF ORDINANCES IN CONFLICT THEREWITH; AND TO PROVIDE AN EFFECTIVE DATE.

THE CITY OF CHARLEVOIX ORDAINS:

SECTION 1. Title XI, Chapter 115, Sections 115.01 through 115.13 of the City Code are hereby added as follows:ARTICLE XXI. - TOUR GUIDES AND TOUR COMPANIES
DIVISION 1. - GENERALLY

§ 115.01 Purpose.

The purpose of this chapter shall be to protect the health, safety and welfare of the citizens of the city by regulating tour guides and tour operators within the City.

§115.02 Definitions.

The following words, terms and phrases, when used in this article, shall have the meanings ascribed to them in this section, except where the context clearly indicates a different meaning:

Tour company means any person, party, or legal entity that is engaged in, selling, scheduling, arranging, or organizing tours to be conducted on the streets, sidewalks, banquettes, or other

public ways of the City of Charlevoix and employes tour guides to perform tours.

Tour guide means any person duly licensed by the City to conduct one or more persons to any of the city's points of interest and/or historic buildings, parks or sites, for the purpose of explaining, describing or generally relating the facts of importance thereto, and receiving any form of compensation or remuneration for the guide's activities.

§115.03. License Required.

All tour guides, tour planners, tour companies, or other tour businesses shall not operate within the City without first obtaining a license in compliance with the provisions of this chapter. Both a tour company and a tour guide must be licensed as provided in this ordinance.

§115.04 Application for a License.

Tour companies and persons required to obtain a license shall apply for it at the office of the City Clerk. One application shall be made to authorize one or more persons to provide tours within the City; provided that, all such persons identified by such license application are employed by the same person, firm or corporation. The content of the application form shall be prescribed by the City Clerk.

§ 115.05 Fees Required and Number of Licenses within the City.

An annual license fee of \$500.00 shall be paid in full prior to issuance of the license. Payment of the annual fee must be made to the City prior to starting any tours. No more than three tour companies may be granted a license to operate within the City at any one time and current operators shall have the first right of refusals. Council may alter the fee and/or number of tour operating companies licensed to operate within the City by resolution.

§115.06 Indemnity and Insurance.

Any tour company operating within the City must agree to defend, indemnify and hold harmless the City of Charlevoix for any and all claims, liabilities, awards, judgments and causes of action of any kind (including but not limited to actual attorney's fees) related to the operation of the tour company. All tour companies shall obtain and maintain general liability insurance with policy limits of \$1,000,000 per occurrence and \$2,000,000 aggregate. The City shall be included in the policy as an additional insured, and the City shall be notified prior to any change in coverage by the tour company. Proof of insurance is required to be delivered along with the application for a license and any request for renewal. The tour company must also provide proof of insurance at any time requested by the City. Failure to maintain insurance shall automatically revoke the license.

§115.07 Tour guide rules and regulations.

The following rules and regulations shall apply to all tours:

- (1) Tour guides and tour companies must be licensed to operate within the City.
- (2) Tour guides shall not be allowed to use voice amplifiers on tours.
- (3) All tours shall use headphones to allow participants to hear the guide and so as to limit any nuisance noise from the tour guide.
- (4) During a tour narration, tour groups shall maintain a distance of 50 feet from another tour group. Each tour group shall set an itinerary with areas of interest with the City as part of the permitting process and space out tours so that there is a gap of one hour between each group at any area of interest.

- (5) Tour groups shall be limited to 15 patrons per tour.
- (6) No solicitation by tour guides or tour companies is permitted on the streets, sidewalks, or other public ways and property within the city.
- (7) Tour groups may operate within the hours of 10 a.m. and 4 p.m. All tour groups shall be disbanded by 4 p.m. daily.
- (8) No Tour groups shall operate on Sunday of each week and on any federally recognized holiday.

§115.08 Identification.

Tour guides shall display their City tour guide license at all times. In addition, tour guides must display identification of the name of the company by which they are employed.

§115.09 Regulations for Temporary/Occasional Tours.

The City Manager shall define the nature of temporary and occasional tours and present the request to Council, which may then adopt it by resolution.

§115.10 General or attempted noncompliance; penal provisions.

Failure to comply with these provisions shall result in the suspension or revocation of the license to operate. The noncompliance with any mandatory or prohibitory provision of this article shall constitute a municipal civil infraction subject to a fee up to \$500.00 per occurrence or any other punishment authorized by law.

§115.11 Enforcement.

The Chief of Police is hereby authorized to enforce this provision and also grant enforcement and citation powers to officers employed by the police department.

§115.12 Severability.

No other portion, paragraph or phase of the Code of the City of Charlevoix, Michigan shall be affected by this Ordinance except as to the above sections, and in the event any portion, section or subsection of this Ordinance shall be held invalid for any reason, such invalidation shall not be construed to affect the validity of any other part or portion of this Ordinance or of the Code of the City of Charlevoix, Michigan.

115.13 Effective Date.

This Ordinance shall become effective thirty (30) days after its enactment.

Ordinance No. 873 was adopted on the 18th day of May 2026 A.D., by the Charlevoix City Council as follows:

Motion by: Parr

Seconded by: Spring

Yeas: Knapp, Spring, Halverson, Hagen, Parr

Nays: Kalbfell

Motion carried.

Mayor Gennett called for a five-minute recess.

- B. Action: Ordinances 871 and 872 for Payment in Lieu of Tax Ordinances- Lighthouse Gardens and

Charlevoix Apartments

Mark Heydlauff, City Manager

City Manager Heydlauff provided Council with an update of the draft agreement and stated he will present it at the next meeting. No action was taken.

7. All Other Actions and Requests

A. Special Event Request: Latest Request from Charlevoix Marathon

Jeff Suffolk- Charlevoix Marathon

City Manager Heydlauff and Jeff Suffolk presented information on the Special Event Request: Latest Request from Charlevoix Marathon.

Mayor Gennett opened the item for public comment, two were heard.

Motion by Hagen, seconded by Halverson to approve the Request from the Charlevoix Marathon as revised.

Yeas: Kalbfell, Knapp, Spring, Halverson, Hagen, Parr

Nays: None

Motion carried.

B. Extension to Boat Dockage Lease with Whitecap Charters

Mark Heydlauff, City Manager

City Manager Heydlauff presented information on the Extension to Boat Dockage Lease with Whitecap Charters.

Mr. Heydlauff answered questions from Council.

Mayor Gennett opened the item for public comment. None were heard.

Motion by Hagen, seconded by Spring directing the City Manager to sign an addendum for a one-year extension of the Whitecap Charter Lease of Dockage, including designated parking for the 2026 season.

Yeas: Kalbfell, Knapp, Spring, Halverson, Hagen, Parr

Nays: None

Motion carried.

C. Mayoral Appointments

Lyle Gennett

Mayor

Mayor Gennett recommended the following appointments:

1. Kirby Dipert to the Compensation Commission for a term ending December 31, 2029.
2. Jess Nagel to the Downtown Development Authority Board for a term ending April 30, 2030.

Motion by Spring, seconded by Halverson to approve the Mayoral's appointments as presented.

Yeas: Kalbfell, Knapp, Spring, Halverson, Hagen, Parr

Nays: None

Charlevoix City Council

Consent Agenda

Title: Accounts Payable and Payroll Check Registers

Date: June 1, 2026

Presented By:

Background:

Recommendation:

Motion to approve the accounts payable and payroll check registers as presented.

Attachments:

1. Accounts Payable and Payroll Check Registers

CHECK REGISTER FOR CITY OF CHARLEVOIX
CHECK DATE 05/20/2026 - 05/20/2026

BANK CODE: 1 - GENERAL CASH - HUNTINGTON BANK - CHECK TYPE: PAPER CHECK

Check Date	Check	Vendor Name	Amount
Bank 1 GENERAL CASH - HUNTINGTON BANK			
05/20/2026	147313	AT&T	1,386.29
05/20/2026	147314	AT&T MOBILITY	860.73
05/20/2026	147315	CHARLEVOIX STATE BANK	11,151.20
05/20/2026	147316	CHARTER COMMUNICATIONS	776.97
05/20/2026	147317	DELTA DENTAL	3,428.25
05/20/2026	147318	GREAT LAKES ENERGY COOPERATIV	470.85
05/20/2026	147319	VSP INSURANCE CO. (CT)	525.38
1 TOTALS:			
Total of 7 Checks:			18,599.67
Less 0 Void Checks:			0.00
Total of 7 Disbursements:			<u>18,599.67</u>

Summary of Check Registers & ACH Payments
HUNTINGTON NATIONAL BANK - CHECKS ISSUED

05/20/26 Special Accounts Payable Run	\$	18,599.67
05/22/26 Payroll (regular payroll net pay)	\$	136,273.70
05/22/26 Payroll Remittance Checks	\$	6,612.11
06/02/26 Regular Accounts Payable	\$	187,241.73
Checks Sub-Total:	\$	348,727.21

HUNTINGTON NATIONAL BANK - EFT/WIRE PAYMENTS

05/18/26 MI Public Power Agency	\$	28,133.88
05/20/26 Enterprise FM Trust (fleet lease)	\$	9,874.82
05/22/26 IRS (Payroll Tax Deposit)	\$	49,077.43
05/22/26 Empower Trust Co LLC (HCSP)	\$	558.00
05/22/26 MissionSquare 401 Plan	\$	1,276.39
05/22/26 MissionSquare 457 Plan	\$	28,196.73
05/22/26 MissionSquare Roth IRA	\$	1,475.00
05/22/26 State of MI (Withholding Tax)	\$	7,351.82
05/22/26 MERS (Defined Benefit Plan)	\$	75,057.26
05/26/26 MI Public Power Agency	\$	13,899.27
05/26/26 MI Public Power Agency	\$	252,739.88

ACH Sub-Total: \$ 467,640.48


Huntington National Bank Total: \$ 816,367.69

CHARLEVOIX STATE BANK - CHECKS ISSUED
(PROPERTY TAX DISBURSEMENT TO VARIOUS TAXING AUTHORITIES)

Charlevoix State Bank Total: \$ -

Grand Total: \$ 816,367.69

APPROVED:


CITY MANAGER


CITY TREASURER


CITY CLERK

1
2
3
4
5
6
7
8
9
10
11
12
13
14
15
16
17
18
19
20
21
22
23
24
25
26
27
28
29
30
31
32
33
34
35
36
37
38
39
40
41
42
43
44
45
46
47
48
49
50
51
52
53
54
55
56
57
58
59
60
61
62
63
64
65
66
67
68
69
70
71
72
73
74
75
76
77
78
79
80
81
82
83
84
85
86
87
88
89
90
91
92
93
94
95
96
97


CHECK APPROVAL REPORT FOR CITY OF CHARLEVOIX
 Payroll: 0000000049

Name	Check Date	Gross	Net
HEYDLAUFF, MARK L.	05/22/2026	6,009.38	4,068.69
DVORACEK, SARAH J.	05/22/2026	3,483.40	2,475.64
KLOOSTER, ALIDA K.	05/22/2026	3,137.79	2,081.89
BARNEVELD, RICHELLE L.	05/22/2026	2,216.50	1,568.79
SCHULZ, GINNY L.	05/22/2026	2,335.22	1,569.58
JENKINS, JESSICA-RAE A.	05/22/2026	2,348.41	1,861.72
MILLER, FAITH G.	05/22/2026	121.07	83.48
MCGINN, KELLY A.	05/22/2026	3,869.90	1,981.52
SCHEEL, JONATHAN D.	05/22/2026	3,277.87	2,313.81
MCDONNELL, JILL L.	05/22/2026	3,822.43	2,228.92
DALY, SUZETTE M.	05/22/2026	195.00	195.00
OOSTHUIZEN, ANNE DIPERT	05/22/2026	60.00	60.00
LINKLATER, LINDA K.	05/22/2026	120.00	120.00
UMULIS, MATTHEW T.	05/22/2026	3,767.12	2,386.88
VOORHEIS, MARGARET A.	05/22/2026	251.63	251.63
HEERES, DONNA L.	05/22/2026	105.00	105.00
ORBAN, BARBARA K.	05/22/2026	3,038.75	1,573.18
RILEY, DENISE M.	05/22/2026	786.37	642.58
MUNK, CHRISTOPHER J.	05/22/2026	2,613.60	1,587.54
CHRISTIANSEN, BRIAN D.	05/22/2026	2,913.56	2,034.35
MARTIN, DONALD L.	05/22/2026	4,385.27	3,028.05
KORTZ, DAKOTA T.	05/22/2026	2,078.00	1,558.33
YOUNG, KRISTEN L.	05/22/2026	2,228.08	1,599.37
CONWAY, PATRICK G.	05/22/2026	1,254.00	1,044.05
MACGILLIVRAY, ROGER	05/22/2026	949.50	796.22
DOTSON, WILLIAM R.	05/22/2026	592.00	521.55
KALLMAN, ARIN J.	05/22/2026	770.00	678.36
WURST, RANDALL W.	05/22/2026	3,813.48	2,068.94
HILLING, NICHOLAS A.	05/22/2026	3,169.61	1,976.92
MEIER III, CHARLES A.	05/22/2026	2,915.70	1,765.91
ZACHARIAS, STEVEN B.	05/22/2026	3,515.13	2,154.11
NEWMAN, MARK J.	05/22/2026	3,097.01	2,041.06
LOUGHMILLER, JOHN A.	05/22/2026	2,835.20	2,046.05
COLLINS, TIMOTHY E.	05/22/2026	2,340.80	1,686.52
GOWARD, JEFFERY D.	05/22/2026	5,546.16	3,603.82
EATON, BRAD A.	05/22/2026	5,044.63	3,143.97
WILSON, TIMOTHY J.	05/22/2026	4,431.09	3,171.04
STERRETT, PHILLIP R.	05/22/2026	3,960.98	2,227.94
STEVENS, BRANDON C.	05/22/2026	4,713.84	2,786.69
WHITLEY, ANDREW T.	05/22/2026	4,452.79	2,635.84
FARRELL, MITCHELL L.	05/22/2026	3,464.40	2,233.71
BACHMANN, ELIZABETH A.	05/22/2026	2,303.81	1,623.60
KENWABIKISE, DAVID L.	05/22/2026	2,080.00	1,425.42
ELLIOTT, PATRICK M.	05/22/2026	5,546.16	3,790.94
MORRISON, KEVIN P.	05/22/2026	2,589.78	1,500.70
FURGESON, JUSTIN L.	05/22/2026	3,114.06	2,204.07
BRADLEY, KELLY R.	05/22/2026	3,424.11	2,031.82
HART II, DELBERT W.	05/22/2026	3,207.92	2,055.21
JONES, ROBERT F.	05/22/2026	2,736.45	1,744.99
THORP, WILLIAM D.	05/22/2026	2,352.04	1,425.10
LEITNER, RYAN S.	05/22/2026	2,637.48	1,677.25
NOWKA, STEPHEN P.	05/22/2026	2,622.20	1,921.68
RILEY, DANIEL A.	05/22/2026	2,467.20	1,704.09
REID, ROB A.	05/22/2026	2,429.60	1,676.46
DORAN, JUSTIN J.	05/22/2026	3,585.01	2,727.46
CONWAY, ANNEMARIE	05/22/2026	758.50	654.30
FINNERTY, HOLLY E.	05/22/2026	1,463.00	1,197.20
WEAVER-WEIDLICH, DOMINIK T.	05/22/2026	1,295.00	1,069.34
LEITNER, DARICK B.	05/22/2026	1,340.00	1,103.59
POIROT, KENNETH R.	05/22/2026	1,181.50	992.62
JOHNSON, RANDY J.	05/22/2026	1,140.00	1,004.34
PARRISH, JASON P.	05/22/2026	525.00	462.53
SPEER, LIAM M.	05/22/2026	850.00	725.76
KUHN, JAMES A.	05/22/2026	1,615.00	1,312.87
WOOD, DIANA G.	05/22/2026	144.00	126.86
CRANDELL, ZACKARY R.	05/22/2026	1,008.00	840.74
RABIDEAU, JACOB L.	05/22/2026	1,260.00	1,042.71
BORTHS, MICHAEL J.	05/22/2026	1,006.25	847.80
KNORR, KENT J.	05/22/2026	3,521.14	2,497.95
ANZELL, BETH A.	05/22/2026	2,403.21	1,773.09
STEBE, LAURA A.	05/22/2026	24.00	22.16
GALSTERER, CAROLINE R.	05/22/2026	224.00	197.34
LAWRENCE, JEFFREY A.	05/22/2026	695.00	612.29

CHECK APPROVAL REPORT FOR CITY OF CHARLEVOIX

Payroll: 0000000049

Name	Check Date	Gross	Net
CUNNINGHAM, ABIGAIL A.	05/22/2026	2,800.00	2,163.67
WALKER, MEREDITH A.	05/22/2026	82.78	72.93
ROHRER, MAYA R.	05/22/2026	16.00	14.10
KOKKO, MYLEIGH E.	05/22/2026	16.00	14.10
SNYDER, CAMERON L.	05/22/2026	16.00	14.78
PHILP, DAVAYAH A.	05/22/2026	1,364.00	1,131.49
GILL, DAVID R.	05/22/2026	1,487.45	1,235.92
LABLANCE, MAUREEN J.	05/22/2026	49.50	45.71
LIVINGSTON, BRIAN D.	05/22/2026	3,325.65	2,547.51
WHITLEY, BENJAMIN W.	05/22/2026	1,057.50	887.84
KLOOSTER, PATRICK H.	05/22/2026	720.00	524.24
COX, RONALD L.	05/22/2026	513.00	401.95
PARKER, SCOTT W.	05/22/2026	123.75	114.29
DRENTH, MARK E.	05/22/2026	800.25	624.65
NISWANDER, WILLIAM M.	05/22/2026	1,292.50	1,052.09
DOAN, RALPH W.	05/22/2026	158.88	139.98
MOORE, GARY G.	05/22/2026	124.00	114.51
METZGER, CHARLES R.	05/22/2026	213.13	196.83
SCHOLEY, ROBERT W.	05/22/2026	3,367.31	2,233.43
MCCRANEY, RUSSELL R.	05/22/2026	2,887.30	2,133.68
POSTMUS, ANTHONY H.	05/22/2026	2,201.73	1,551.43
REECE, DANIEL A.	05/22/2026	2,284.29	1,624.34
KISSINGER, BRADY A.	05/22/2026	2,201.73	1,483.30
Totals: 96		198,682.84	136,273.70

Approved By: 

Date: 5-19-26

CHECK REGISTER FOR CITY OF CHARLEVOIX
 CHECK DATE 05/22/2026 - 05/22/2026

BANK CODE: 1 - GENERAL CASH - HUNTINGTON BANK - CHECK TYPE: PAPER CHECK

Check Date	Check	Vendor Name	Amount
Bank 1 GENERAL CASH - HUNTINGTON BANK			
05/22/2026	147307	4FRONT CREDIT UNION	1,711.92
05/22/2026	147308	AMERICAN FAMILY LIFE	696.61
05/22/2026	147309	BLUE CROSS BLUE SHIELD OF MIC	1,493.86
05/22/2026	147310	CHARLEVOIX STATE BANK	1,620.00
05/22/2026	147311	COMMUNICATION WORKERS OF AMER	653.11
05/22/2026	147312	THE HARTFORD	436.61
1 TOTALS:			
Total of 6 Checks:			6,612.11
Less 0 Void Checks:			0.00
Total of 6 Disbursements:			6,612.11

CHECK REGISTER FOR CITY OF CHARLEVOIX
CHECK DATE 06/02/2026 - 06/02/2026

BANK CODE: 1 - GENERAL CASH - HUNTINGTON BANK - CHECK TYPE: PAPER CHECK

Check Date	Check	Vendor Name	Amount
Bank 1 GENERAL CASH - HUNTINGTON BANK			
06/02/2026	147320	AMAZON CAPITAL SERVICES	2,295.06
06/02/2026	147321	APPRIVER LLC	2,810.11
06/02/2026	147322	ART'S AUTO & TRUCK PARTS	827.98
06/02/2026	147323	ASHLEY OLTER	24.23
06/02/2026	147324	AT YOUR SERVICE PLUS INC	700.00
06/02/2026	147325	BANDIT INDUSTRIES INC	342.79
06/02/2026	147326	BAY URGENT CARE AND FAMILY PR	150.00
06/02/2026	147327	BERGMANN CENTER	34.74
06/02/2026	147328	BMI	6.77
06/02/2026	147329	CHARLEVOIX ROD & GUN CLUB	105.00
06/02/2026	147330	CHARLEVOIX SCREEN MASTERS INC	1,133.00
06/02/2026	147331	CHARLEVOIX TOWNSHIP TREASURER	93.44
06/02/2026	147332	CINTAS CORPORATION	429.18
06/02/2026	147333	CIVICPLUS LLC	11,377.33
06/02/2026	147334	CONWAY PROFESSIONAL SERVICES	5,345.00
06/02/2026	147335	DITCH WITCH SALES OF MICHIGAN	172.09
06/02/2026	147336	DOUGLAS LABELLE	68.46
06/02/2026	147337	ELLSWORTH FARMERS EXCHANGE	3,143.39
06/02/2026	147338	ETNA SUPPLY	3,023.90
06/02/2026	147339	FARMER WHITE'S	37.00
06/02/2026	147340	GERBER'S HOMEMADE SWEETS	83.00
06/02/2026	147341	GFL ENVIRONMENTAL	33,981.18
06/02/2026	147342	GFL ENVIRONMENTAL / Northern	18,578.13
06/02/2026	147343	GORDON FOOD SERVICE	370.35
06/02/2026	147344	HACH COMPANY	426.28
06/02/2026	147345	HOGARTH'S PEST CONTROL INC	1,300.00
06/02/2026	147346	HUTSON INC	591.75
06/02/2026	147347	INTEGRITY BUSINESS SOLUTIONS	1,374.29
06/02/2026	147348	IVY WELLS	1,065.00
06/02/2026	147349	JACKLIN STEEL SUPPLY CO	166.20
06/02/2026	147350	JEFFERY D. GOWARD	261.58
06/02/2026	147351	KALAMAZOO SANITARY SUPPLY LLC	84.28
06/02/2026	147352	KRAFT BUSINESS SYSTEMS INC	39.01
06/02/2026	147353	LASER PRINTER TECHNOLOGIES	578.96
06/02/2026	147354	LAURIE HUGHES	154.00
06/02/2026	147355	MARK L HEYDLAUFF	336.00
06/02/2026	147356	METTLER TOLEDO INC	1,398.37
06/02/2026	147357	MICHAEL J. POTTER	23.89
06/02/2026	147358	MICHIGAN MUNICIPAL LEAGUE	10,347.00
06/02/2026	147359	MICHIGAN MUNICIPAL LEAGUE	2,551.00
06/02/2026	147360	MORRISON INDUSTRIAL	221.80
06/02/2026	147361	NORTHWEST FIRE	137.00
06/02/2026	147362	NUCO2 LLC	557.71
06/02/2026	147363	OSMOSE UTILITIES SERVICES INC	487.51
06/02/2026	147364	PERFORMANCE ENGINEERS INC	23,814.75
06/02/2026	147365	POINT EMBLEMS	1,225.00
06/02/2026	147366	POWER LINE SUPPLY	6,076.90
06/02/2026	147367	POWER SYSTEM ENGINEERING INC	18,946.24
06/02/2026	147368	PREIN & NEWHOF	925.25
06/02/2026	147369	PRESTON FEATHER	1,120.48
06/02/2026	147370	REINDERS INC	1,216.44
06/02/2026	147371	RESOLUTION G2 LLC	4,658.00
06/02/2026	147372	SITEONE LANDSCAPE SUPPLY LLC	678.57
06/02/2026	147373	SNAP-ON CREDIT LLC	99.64
06/02/2026	147374	STATE OF MICHIGAN	190.55
06/02/2026	147375	STEVEN B ZACHARIAS	108.75
06/02/2026	147376	STUART C IRBY CO	6,761.74
06/02/2026	147377	SUMMIT FIRE PROTECTION	950.00
06/02/2026	147378	TARGET SPECIALTY PRODUCTS	844.67
06/02/2026	147379	TIMOTHY E. COLLINS	108.75
06/02/2026	147380	TRACE ANALYTICAL LABORATORIES	1,182.59
06/02/2026	147381	UNIFIRST CORPORATION	409.28
06/02/2026	147382	UNIVERSAL CREDIT SERVICES INC	35.20
06/02/2026	147383	UP NORTH ASSESSING INC	5,800.00
06/02/2026	147384	UPPER CASE PRINTING INK	1,419.00
06/02/2026	147385	UPSTREAM COFFEEWORKS	37.00
06/02/2026	147386	VILLAGE GRAPHICS INC	841.52
06/02/2026	147387	WINDEMULLER ELECTRIC	1,577.65
06/02/2026	147388	ZAREMBA EQUIPMENT INC	980.00

1 TOTALS:

CHECK REGISTER FOR CITY OF CHARLEVOIX
CHECK DATE 06/02/2026 - 06/02/2026

BANK CODE: 1 - GENERAL CASH - HUNTINGTON BANK - CHECK TYPE: PAPER CHECK

Check Date	Check	Vendor Name	Amount
Bank 1 GENERAL CASH - HUNTINGTON BANK			
	Total of 69 checks:		187,241.73
	Less 0 Void Checks:		0.00
	Total of 69 Disbursements:		<u>187,241.73</u>

CHECK REGISTER FOR CITY OF CHARLEVOIX
CHECK DATE 05/18/2026 - 05/18/2026

BANK CODE: 1 - GENERAL CASH - HUNTINGTON BANK - CHECK TYPE: EFT
Vendor Name Amount

Check Date	Check	Vendor Name	Amount
Bank 1 GENERAL CASH - HUNTINGTON BANK			
05/18/2026	510(E)	MICHIGAN PUBLIC POWER AGENCY	28,133.88
1 TOTALS:			
Total of 1 Checks:			28,133.88
Less 0 Void Checks:			0.00
Total of 1 Disbursements:			<u>28,133.88</u>

1
2
3
4
5
6
7
8
9
10
11
12
13
14
15
16
17
18
19
20
21
22
23
24
25
26
27
28
29
30
31
32
33
34
35
36
37
38
39
40
41
42
43
44
45
46
47
48
49
50
51
52
53
54
55
56
57
58
59
60
61
62
63
64
65
66
67
68
69
70
71
72
73
74
75
76
77
78
79
80
81
82
83
84
85
86
87
88
89
90
91
92
93
94
95
96
97

CHECK REGISTER FOR CITY OF CHARLEVOIX
CHECK DATE 05/20/2026 - 05/20/2026

BANK CODE: 1 - GENERAL CASH - HUNTINGTON BANK - CHECK TYPE: EFT
Vendor Name Amount

Check Date	Check	Vendor Name	Amount
Bank 1 GENERAL CASH - HUNTINGTON BANK			
05/20/2026	511(E)	ENTERPRISE FM TRUST	9,874.82
1 TOTALS:			
Total of 1 Checks:			9,874.82
Less 0 Void Checks:			0.00
Total of 1 Disbursements:			9,874.82

1
2
3
4
5
6
7
8
9
10
11
12
13
14
15
16
17
18
19
20
21
22
23
24
25
26
27
28
29
30
31
32
33
34
35
36
37
38
39
40
41
42
43
44
45
46
47
48
49
50
51
52
53
54
55
56
57
58
59
60
61
62
63
64
65
66
67
68
69
70
71
72
73
74
75
76
77
78
79
80
81
82
83
84
85
86
87
88
89
90
91
92
93
94
95
96
97

CHECK REGISTER FOR CITY OF CHARLEVOIX
CHECK DATE 05/22/2026 - 05/22/2026

BANK CODE: 1 - GENERAL CASH - HUNTINGTON BANK - CHECK TYPE: EFT

Check Date	Check	Vendor Name	Amount
Bank 1 GENERAL CASH - HUNTINGTON BANK			
05/22/2026	512(E)	**EFTPS* Payroll Taxes	49,077.43
05/22/2026	513(E)	EMPOWER TRUST COMPANY LLC	558.00
05/22/2026	514(E)	MissionSquare - 401 Plan 1091	1,276.39
05/22/2026	515(E)	MissionSquare - 457 Plan 3009	28,196.73
05/22/2026	516(E)	MissionSquare - Roth IRA 7061	1,475.00
05/22/2026	517(E)	STATE OF MICHIGAN	7,351.82
05/22/2026	518(E)	MERS	75,057.26
1 TOTALS:			
Total of 7 Checks:			162,992.63
Less 0 Void Checks:			0.00
Total of 7 Disbursements:			162,992.63

1
2
3
4
5
6
7
8
9
10
11
12
13
14
15
16
17
18
19
20
21
22
23
24
25
26
27
28
29
30
31
32
33
34
35
36
37
38
39
40
41
42
43
44
45
46
47
48
49
50
51
52
53
54
55
56
57
58
59
60
61
62
63
64
65
66
67
68
69
70
71
72
73
74
75
76
77
78
79
80
81
82
83
84
85
86
87
88
89
90
91
92
93
94
95
96
97

CHECK REGISTER FOR CITY OF CHARLEVOIX
 CHECK DATE 05/26/2026 - 05/26/2026

BANK CODE: 1 - GENERAL CASH - HUNTINGTON BANK - CHECK TYPE: EFT

Check Date	Check	Vendor Name	Amount
Bank 1 GENERAL CASH - HUNTINGTON BANK			
05/26/2026	519(E)	MICHIGAN PUBLIC POWER AGENCY	13,899.27
05/26/2026	520(E)	MICHIGAN PUBLIC POWER AGENCY	252,739.88
1 TOTALS:			
Total of 2 Checks:			266,639.15
Less 0 Void Checks:			0.00
Total of 2 Disbursements:			266,639.15

Charlevoix City Council

Consent Agenda

Title: 2026 Venetian Festival Approvals

Date: June 1, 2026

Presented By: Mark Heydlauff, City Manager

Background:

In May, Council approved the special event application for the Venetian Festival. The festival will begin on Saturday, July 18 through July 25. Approval is being requested for the contract that includes the monetary contribution of \$15,000, mass gathering permit, and fireworks permit. See attachments for all details.

Recommendation:

Motion to authorize the Mayor to sign the contract between the City of Charlevoix and the Charlevoix Venetian Festival including the payment of \$15,000 to the Venetian Festival.

Motion to approve the Mass Gathering Permit as presented.

Motion to authorize the City Clerk to issue the fireworks permit for the 2026 Venetian Festival displays and authorize the City Manager to sign the Hold Harmless Agreement with Colonial Fireworks Special Effects, LLC pending approval by required parties.

Attachments:

1. 2026-CVF-Special-Event-Request_Redacted

CHARLEVOIX VENETIAN FESTIVAL, INC.

309 Petoskey Avenue
P.O. Box 120
Charlevoix, Michigan 49720
PH 231-547-3872 / FAX 231-547-2977
www.venetianfestival.com E-mail: info@venetianfestival.com

April 16, 2026
VIA E-MAIL

Charlevoix City Council
c/o Mark Heydlauff
City Manager
210 State Street
Charlevoix, Michigan 49720

RE: 2026 Venetian Festival/Special Event Request

Dear Members of Council:

Pursuant to the recently adopted Special Event Policy, Charlevoix Venetian Festival, Inc. is hereby submitting its request to host the 2026 Venetian Festival.

The staging format is generally similar to that of the past several years with the exception of downtown staging. We are proposing a “soft opening” on Wednesday night and we will not feature the traditional main stage national act concert. In its place, the Queen’s Coronation Ceremony will take place with a low-key musical accompaniment by a local duo. Likewise, the Tiki Tent will not open until Thursday and the Bridge Street closure will also not occur until Thursday morning.

Numerous materials are attached in support of our request. Additional items such as insurance certificate will be provided per annual protocol. The attached documents reflect the organization and planning for the Festival as established and evolved over the past 27 years, facilitated by our partnership with the City of Charlevoix and the United States Coast Guard:

1. 2026 Event Schedule
2. Street Closure notice and map
3. Application for Marine Event/United States Coast Guard (with supporting materials)
4. Fireworks Application/City of Charlevoix (draft with supporting materials)
5. Additional City Permit Applications (drafts)

6. MLCC Special License Application (draft)
7. Proposed Contract with City of Charlevoix (draft)
8. Proposed City Event Planning Worksheets:
 - a. Aquapalooza
 - b. Disc Golf
 - c. Tiki Tent
 - d. Carnival
 - e. Kid's Day
 - f. Family Fun Zone
 - g. Car Show
 - h. Lion's Chicken Dinner
 - i. Drenth Memorial Foot Races
 - j. Street Parade
 - k. Boat Parade
9. Incident Action Plan
10. Security Requirements (private Venetian security)
11. Accommodation Plan (individuals with disabilities)

Venetian looks forward to its ongoing community partnership with the City.

Sincerely,



Dan Barron
President

DBB/alk

xc: Jill McDonnell (via e-mail)
Dan Thorp (via e-mail)
Pat Elliott (via e-mail)
Sarah Dvoracek (via e-mail)

2026 Event Schedule

July 18 - July 25, 2026

Theme:

HAPPY 250th BIRTHDAY USA!



"pre-Venetian"
KLING TENNIS TOURNAMENT
Stroud Park Courts
Begins: July 17, Finals: July 23
Singles & Doubles open to all ages
Reg: venetianfestival.com/games

SATURDAY - 7/18

AQUAPALOOZA
Beach & Boating Party
Ferry Beach: 12-6 pm
Music Commences @ 2pm
MUSICAL ENTERTAINMENT
TBD

"CORNETIAN" CORN TOSS

Ferry Beach: 12 pm
\$20/person, no double needed
Reg: On-site 10:30 am
VOLLEYBALL
Ferry Beach: 11 am
6 member co-ed, \$80/team
Reg: venetianfestival.com/games

SUNDAY - 7/19
RAYDER ROUNDBALL CLASSIC
Chx Middle-High School: 9 am
3-v-3 teams, \$100/team
Reg: venetianfestival.com/games
DISC GOLF DOUBLES
Mt. McCauba: 11 am
Bring a partner - best shot doubles
\$40 Rec Team - \$60 Advanced Team
Reg: On-site 10 am
COMMUNITY SERVICE & VOLUNTEER FAIR
East Park: 5 - 7 pm
"WORSHIP ON THE WATER"
Odmark East Park Pavilion: 7 pm
MUSICAL ENTERTAINMENT
TBD

MONDAY - 7/20
KLING YOUTH TENNIS CLINIC
Stroud Park Courts, Shanahan Field: 9 am
Free for ages 10-18
Reg: On-site, free for all ages
COTTAGE CROQUET TOURNEY
East Park: 1:30 pm
Reg: On-site
BOCCE BALL
Glass Baseball Diamond, Shanahan Field: 6 pm
Reg: On-site, free for all ages

TUESDAY - 7/21
JUNIOR SAILING REGATTA
Depot Beach
BINGO
Community Reformed Church - 12 pm
Free & open to all ages
No registration needed
Hosted by American House Senior Living-Chx
CHX TWP FIRE DEPT OPEN HOUSE
Charlevoix Township Fire House, 4 - 7 pm
VENETIAN RHYTHMS
Odmark East Pavilion: 8 pm
CHARLEVOIX CITY BAND
3-on-3 SOCCER TOURNAMENT
Shanahan Field: 5:30 pm
Youth, High School, Adult, Over 35
\$60/team
Reg: venetianfestival.com/games

WEDNESDAY - 7/22

3 CLUB GOLF TOURNAMENT
Charlevoix Municipal Course: 1 pm
Youth - \$12/player; Adult - \$25/player
Reg: venetianfestival.com/games
SAILING REGATTA
Lake Charlevoix - Ferry Beach
Many Fleets: Personal boats and crews
Spectator Viewing 5:30 pm - dusk
Wii BOWLING

American House Chx: 2-4 pm
Reg: venetianfestival.com/games
FOOD CONCESSIONS
East Park: Varies by vendor
Daily: Wed 7/23 - Sat 7/26
VENETIAN MERCHANDISE
East Park: 6-10 pm
ANDERSON CARNIVAL
Downtown: 5-11 pm
VENETIAN RHYTHMS
Odmark East Park Pavilion: 7 pm
VENETIAN ART AUCTION
MISS CHARLEVOIX CORONATION
MUSICAL ENTERTAINMENT
TBD

THURSDAY - 7/23
CHARLEVOIX FARMER'S MARKET
Ferry Beach: 8 am-1 pm
KID'S DAY
Downtown: 10 am - 2 pm
Free & amband activities for families
Armband: \$15 (scholarships available)

FREE MOVIE
Charlevoix Cinema III: 10:00 am
ANDERSON CARNIVAL
Downtown: Noon - 11 pm
VENETIAN MERCHANDISE
East Park: 6-10 pm
TIKI TENT
East Park: 6pm-Midnight
MUSICAL ENTERTAINMENT
VENETIAN RHYTHMS
Odmark East Park Pavilion: 7 pm
MUSICAL ENTERTAINMENT
TBD
MUSICAL ENTERTAINMENT
TBD

FRIDAY - 7/24

ANDERSON CARNIVAL
Downtown: 12-11 pm
BRIDGE STREET BLOCK PARTY
Bridge Street at noon
FAMILY FUN ZONE
Bridge St - North of the light, 12 - 4pm
Various family-friendly activities for all ages
CAR SHOW
Bridge St - South of light
Noon - 4 pm

"PEACHES 'N CREAM" CORN TOSS
Bridge Park - 1:30 pm
Cost: \$40/team
Reg: On-site Noon
VENETIAN MERCHANDISE
East Park: Noon - 10 pm
TIKI TENT
East Park: 6pm-Midnight
MUSICAL ENTERTAINMENT
VENETIAN RHYTHMS
Ferry Beach: 7-10 pm
PINE RIVER JAZZ BIG BAND
Swing/Jazz - Charlevoix, MI
VENETIAN RHYTHMS
Depot Beach 8:30 - 10 p.m.
MUSICAL ENTERTAINMENT
TBD

(Friday continued)
VENETIAN RHYTHMS
Odmark East Park Pavilion: After Airshow
MUSICAL ENTERTAINMENT
TBD
"NIGHT SKY" WORLD CLASS FIREWORKS
Dusk on Lake Charlevoix
Ferry Beach, Depot Beach, East Park

SATURDAY - 7/25

DRENTH MEMORIAL FOOTRACE
Bridge St: 9 am (prior to Street Parade)
Family Mile, 5k & 10k - all ages
Reg: venetianraces.com
VENETIAN MERCHANDISE
East Park: 10-8 pm
RYAN SHAY MILE
Bridge St: 10:30 am
Championship competition by invitation only
STREET PARADE
Bridge St: 11 am
ANDERSON CARNIVAL
Downtown: 12-11 pm

CHARLEVOIX ALL CLASS REUNION
Inside Tiki Tent: 12:30-3 pm
VENETIAN RHYTHMS
"ROCKIN' THE TOWNHOUSE"
Nashville Style Street Concert
Bridge St, north of light: 3:30-6:30 pm
MUSICAL ENTERTAINMENT
TBD

TIKI TENT
East Park: 6pm-Midnight
MUSICAL ENTERTAINMENT
VENETIAN RHYTHMS
Odmark East Park Pavilion: 7 pm
MUSICAL ENTERTAINMENT
TBD
MUSICAL ENTERTAINMENT
TBD
VENETIAN LIGHTED BOAT PARADE
Dusk on Round Lake
SPECTACULAR HARBOR FIREWORKS
Immediately following the Boat Parade

Schedule is subject to change - check out our website & Facebook page for the most up-to-date information
To register for the Venetian Games, visit www.venetianfestival.com/games

VENETIAN FESTIVAL ROAD CLOSURE

PLEASE NOTE
THAT BRIDGE
STREET WILL
RE-ROUTE
TRAFFIC
DURING THE
FOLLOWING
TIMES:

THURSDAY
7/23 @ 9AM

through

SATURDAY
7/25
AFTER
FIREWORKS

**BRIDGE
STREET WILL
BE OPEN TO
TRAFFIC AT
ALL OTHER
TIMES**

The street closure significantly elevates the safety of pedestrians as downtown Bridge Street bisects the carnival grounds, situated in the parking lots west of Bridge Street, from East Park and the large concert crowds.

The Festival has been advised by various City and other officials that the street closure improves the flow of vehicular traffic, as vehicles otherwise traveling on downtown Bridge Street would be reduced to a slow crawl due to the amount of pedestrians in this vicinity.



CHARLEVOIX VENETIAN FESTIVAL, INC.

309 Petoskey Avenue
P.O. Box 120
Charlevoix, Michigan 49720
PH 231-547-3872 / FAX 231-547-2977
www.venetianfestival.com E-mail: info@venetianfestival.com

April 14, 2026

VIA UPS NEXT DAY AIR
VIA E-MAIL: Charles.B.Palmer@uscg.mil
ssmprevention@uscg.mil

Coast Guard Sector Sault Ste. Marie
c/o CWO Charles Palmer
337 Water Street
Sault Ste. Marie, Michigan 49783

RE: 96th Annual Charlevoix Venetian Festival

Dear CWO Palmer:

The Charlevoix Venetian Festival will be staging two nights of fireworks similar to the displays which have been produced since 2000. The displays will once again be conducted by Frank Loffredo Jr., the master pyrotechnician of Colonial Fireworks Special Effects, LLC/Great Lakes. Barge and tug operations will once again be conducted by the St. James Marine Co.

The Festival will not be hosting an airshow in 2026.

I have attached the following materials in the present regards:


- USCG Application For Approval of Marine Event and Supplement
- USCG depiction of Lake Charlevoix fireworks display site with waypoints
- USCG depiction of Round Lake fireworks display site with waypoints
- Venetian Festival Boat Parade Route
- Itinerary/Colonial Fireworks Special Effects, LLC

In light of some concerns prompted by the 2025 Saturday evening Round Lake staging, we may submit a proposal for an expanded safety zone encompassing additional navigable waters westerly of the fireworks launch site.

We will acquire and forward to you a Certificate of Liability Insurance, as well as a Fireworks Permit issued by the City of Charlevoix.

Please feel free to contact me if you should have any questions or comments.

Sincerely,

A handwritten signature in blue ink, appearing to be 'Dan Barron', written over the word 'Sincerely,'.

Dan Barron
President

DBB/alk

Enclosures

xc: Frank Loffredo, Jr. (via e-mail)
BMC Nicholas Long (USCG Life Station/Charlevoix)
Dan Thorp (Charlevoix Township Fire Chief)
Jill McDonnell (City of Charlevoix Police Chief)
Sienna Wenz (via e-mail)
Mark Heydlauff (Charlevoix City Manager)

**COLONIAL FIREWORKS SPECIAL EFFECTS, LLC
ITINERARY
JULY 24 AND JULY 25, 2026 DISPLAYS**

**CHARLEVOIX VENETIAN FESTIVAL
CHARLEVOIX, MICHIGAN**

Please Note: Colonial Fireworks Special Effects, LLC must be permitted to follow all guidelines set forth in their entirety by NFPA 1123 and 1124 - 2000 Edition, as revised.

Monday, July 20, 2026

12:00 to 5:00 PM Colonial equipment truck arrives at "Port Ironton" Facility. Pre-charge loading meeting with City of Charlevoix Police Chief McDonnell, Charlevoix Township Fire Chief Dan Thorp, USCG Life Station Chief and Colonial technicians. Colonial technicians begin off loading and setting up, equipment only, onto barge.

5:00 PM Security arrives (24 hours/day of private security and/or Colonial technicians), from this time through July 26, 2026

Tuesday, July 21, 2026

8:00 AM - 5:00 PM Set up of equipment continues.

9:00 AM Operations staging meeting at USCG Life Station - Charlevoix.

Wednesday, July 22, 2026

8:00 AM - 5:00 PM Loading of fireworks into mortars begins.

Thursday, July 23, 2026

8:00 AM - 5:00 PM Loading of fireworks into mortars continues.

Friday, July 24, 2026

6:00 - 8:00 PM Barge towed from Port Ironton to Charlevoix - approximately two (2) hour trip - loading of live material to continue.

8:00 PM Barge anchored at firing location - loading of live material continues and connection of electrical system begins.

9:00 PM Final hookup of electrical system and final testing completed.

10:15 PM Firing begins (time approximate).

10:35 PM Firing ends (time approximate).
11:00 PM Barge is towed back to Ironton - inspection of equipment takes place.

Saturday, July 25, 2026

1:00 AM Barge arrives in Ironton to begin tearing down of aerial show. Begin loading of low aerial program for Round Lake on evening of July 25, 2026.
8:00 AM Continue loading of low level program.
4:00 - 6:00 PM Barge towed to Charlevoix - approximately two (2) hour trip - loading of live material to continue.
6:00 PM Barge anchored at firing location - loading of live material continues and connection of electrical system begins.
9:00 PM Final hookup of electrical system and final testing completed.
10:00 PM Initial fireworks barrage begins with start of boat parade (approximately 10:00 p.m.).
10:45 PM Primary fireworks display begins and concludes (approximately 15 minutes), subsequent to conclusion of boat parade (time approximate).
11:30 PM Barge is towed back to Ironton - inspection of equipment takes place (time approximate).

Sunday, July 26, 2026

1:30 AM Barge arrives in Ironton and electrical system is removed from barge (time approximate).
8:00 AM Unloading of equipment begins.
1:00 PM Colonial truck departs for Clayton, Michigan.

WEATHER CONTINGENCY PLANS

1. Friday "rain out." The "large" (Lake Charlevoix) show will not be displayed in 2026, and on Saturday evening in Round Lake (i) the "low aerial" Harbor show will be displayed and (ii) the lighted boat parade will be staged.
2. Saturday "rain out." The "low aerial" Harbor show will not be displayed in 2026.



Colonial Fireworks Special Effects LLC/Great Lakes

April 2026

LEAD PYROTECHNICIAN



Mr. Loffredo has 47 years experience as a pyrotechnician. He has experience in electronic and manual firing. Mr. Loffredo has worked on numerous barge shows as well as roof top firings.

Some of the shows Mr. Loffredo has been involved with include: Charlevoix Venetian Festival, City of Harbor Springs, Bay Harbor, Sommerset Pointe, City of Saginaw, First Night Providence; Governor's Conference/Providence; Air and Sea Show in Fort Lauderdale and Thunder Over Louisville which is the kick off for the Kentucky Derby Festival. "Thunder" is fired from 6 barges and a 3,000 foot bridge that crosses the Ohio River and is one of the largest fireworks displays produced annually in the United States.

Mr. Loffredo has fired over 1,000 outdoor and indoor displays throughout the United States and has an excellent safety record.



**COLONIAL FIREWORKS SPECIAL EFFECTS, LLC
HOLD HARMLESS AGREEMENT**

Indemnity Provisions (Re: 2026 Venetian Festival Fireworks Displays):

Colonial Fireworks Special Effects, LLC (hereinafter "Vendor") agrees to indemnify and save harmless **the City of Charlevoix**, a Michigan municipal Corporation, (hereinafter "Indemnitee") and its agents, representatives and employees from any and all charges, claims and causes of action by third persons, including but not limited to, agents, representatives and employees of the Vendor and of the Indemnitee, based upon or arising out of any damages, losses, expenses, charges, cost, injuries or illnesses, including death, sustained or incurred by such person or persons resulting from or in any way, directly or indirectly connected with the performance or non performance of this Agreement, this includes only the Vendor's setup and exhibiting of the fireworks, of these vending services; provided, however, that notwithstanding the foregoing, the Vendor does not agree to indemnify and save harmless the Indemnitee, its agents, representatives and employees from any charges, claims or actions based upon or arising out of any damages, losses, claims, expenses, charges, costs, injuries or illnesses including death, sustained or incurred as a sole result of the negligence of the Indemnitee, its agents, representatives or employees. In the event a claim is filed against the Indemnitee for which the Vendor is to be held liable under the terms of this Agreement, the Indemnitee will promptly notify the Vendor of such claim and will not settle such claim without the prior written consent of the Vendor, which shall not be unreasonably withheld. The obligation of Vendor for reimbursement/indemnification hereunder shall encompass and include all reasonable attorney fees and costs of litigation which may be incurred by the Indemnitee.

The Corporation also requires extension of additional insured coverage, in the manner and amount set forth within that certain Certificate of Liability Insurance issued by Acrisure Great Lakes Partners Insurance Services, as the "Producer," dated _____, Policy Numbers: _____, _____ and _____.

Signed:

Signed:

For the "Vendor"
Colonial Fireworks Special Effects, LLC
Brenda Loffredo, President
Date: _____

For the "Corporation"
City of Charlevoix
Date: _____



MASS GATHERING PERMIT APPLICATION

For outdoor events of 2,000+ people held on public or private land in the City

Event Name: Charlevoix Venetian Festival

Organization Name: Charlevoix Venetian Festival, Inc. Non-profit: [X]YES* []NO

Contact Person: Daniel Barron / Joan Miller (231)547-3872 Office

Telephone: [Redacted] Email: info@venetianfestival.com

Date(s) of Event: July 18, 2026 through July 25, 2026 Hours: Various-per attached schedule

Type of Gathering: Festival, Musical Event, Athletic Competitions, Adult & Children's Activities and Events

Location: Ferry Ave Beach, East Park, Bridge Park, Depot Beach Est. Attendance: 10,000+ Downtown Bridge Street and westerly parking lots

Consent Statement from property owner if located on private property:

N/A

N/A

Signature of Property Owner

Is event on City Property? Yes If yes, the City must be listed as additional insured on insurance policy and a copy of policy must be attached to this application.

Is event using the East Park performance pavilion? If yes, has a written request to use the pavilion been made to the DDA Director? Yes Has it been approved? Yes

Will merchandise be sold at this event? Yes If yes, briefly describe merchandise:

Various consumer merchandise, including Venetian T-shirts, Sweatshirts, Coffee mugs, tumblers, beach towels, Venetian artwork and posters

I hereby swear that I have answered all questions truthfully and I understand all rules pertaining to this permit.

Daniel B Barron, President 5/4/2026

Organization Representative Date City Clerk Date Road

APPROVALS

City Treasurer Approved/Denied Police Chief Approved/Denied

City Manager Approved/Denied \$Fee / Receipt Number Date *No fee for non-profit organizations

Date Received: _____	Permit# _____
Decision Date: _____	



**CITY OF
CHARLEVOIX**

Office of Planning and Zoning
 210 State Street Charlevoix, MI. 49720
planner@charlevoixmi.gov
www.charlevoixmi.gov
 (231)547-3265

TEMPORARY BANNER PERMIT APPLICATION

<u>Daniel B Barron, President</u>	<u>July 1 - July 25, 2026</u>
Applicant /Agent	Requested Placement

309 Petoskey Ave., PO Box 120, Charlevoix, MI 49720
 Address (City/State/Zip)

<u>Charlevoix Venetian Festival, Inc</u>	<u>July 18 - July 25, 2026</u>
Organization Name (If different than applicant)	Date of Event

309 Petoskey Ave., PO Box 120, Charlevoix, MI 49720
 Organization Address (City/State/Zip) (If different than address of subject property)

Organization Phone	Email
(<u>231</u>) <u>547-3872</u> _ _ _	<u>info@venetianfestival.com</u>

Agent Phone	Email
(<u>231</u>) <u>547-9950</u> _ _ _	<u>dbarron@barronengstrom.com</u>

Charlevoix Venetian Festival
 Name of Event

Please provide a brief description of how your event provides a substantial benefit to the city residents:

96 years of free entertainment and community unity

Height of the proposed banner: _____ Width of banner: _____

Square footage of all proposed signage: _____ (Maximum of 30 square feet)

*Banners may be erected not more than two (2) weeks before the event and must be removed within two (2) days after the event.

AFFIDAVIT

I hereby certify I have been empowered by the owner to make this application as his/her selected agent. I agree the statements made in the above application are true, and if found not to be true, any sign permit issued may be void. I also agree to comply with the conditions and regulations provided with any permit that may be issued. Further, I agree that any permit that may be issued is issued with the understanding that the individual(s) or organization(s) named or represented on that permit will comply with all applicable sections of the City of Charlevoix Zoning Ordinance. I also agree to give permission for officials of the City of Charlevoix, the County, and the State of Michigan to remove any sign that does not comply with any rule, regulation or ordinance. I understand that it is the responsibility of the City of Charlevoix to have the sign installed at the appropriate location. Finally, I understand that this is a sign permit application (not a sign permit) and that a sign permit, if issued, conveys only a right of sign placement, and does not include any representation or conveyance of rights in any other statute, building code, deed restriction, or other property rights.

Agent Signature: _____

Date: _____

Zoning Administrator Signature: _____

Date: _____



CONTRACT

THIS CONTRACT is effective as of the _____ day of _____, 2026, between the City of Charlevoix, a Michigan home rule city, whose address is 210 State Street, Charlevoix, Michigan 49720 ("City") and the Charlevoix Venetian Festival, Inc., a Michigan nonprofit corporation, whose address is 309 Petoskey Avenue, P.O. Box 120, Charlevoix, Michigan 49720 (the "Festival").

RECITALS

- A. Pursuant to MCLA 117.3(j) and Article I, Section 1.6 of the City Charter, the City is authorized to provide for the peace and health and for the safety of persons and property within the City and to expend funds for that purpose.
- B. The Festival will provide numerous recreational activities during the 96th Annual Charlevoix Venetian Festival, being held July 18-25, 2026.
- C. Except for private donations from businesses and individuals, event registration fees, proceeds from the carnival and similar amusements and food & art concessionaire fees, the Festival charges no fees in connection with the multitude of music entertainment, public activities and recreation which it provides within the City (the "Gratis Entertainment").
- D. The parties desire to act cooperatively in providing the Gratis Entertainment cited above, to the citizens and visitors in the City.

AGREEMENT

NOW, THEREFORE, in consideration of the mutual promises contained in this Contract, the parties hereby agree as follows:

- 1. The City shall pay to the Festival the sum of \$15,000.00 relative to the 96th Annual Charlevoix Venetian Festival.
- 2. The Festival shall use the subject funds to defray the expense of the activities and events of the 96th Annual Charlevoix Venetian Festival.
- 3. The Festival shall charge no fees for the Gratis Entertainment to spectators or event participants within the City, without the prior approval of the City Manager. This prohibition shall not apply to concessions where items or services (such as food, beverages, merchandise or carnival or amusement type rides or activities) are sold, nor shall it apply to fees charged to concession operators, or to registration fees charged for participation in athletic events.

**"CITY"
CITY OF CHARLEVOIX**

Date: _____, 2026

By: _____
Lyle Gennett, Mayor

**"FESTIVAL"
CHARLEVOIX VENETIAN FESTIVAL, INC.**

Date: _____, 2026

By: _____
Daniel B. Barron, President

Charlevoix City Council

Consent Agenda

Title: Recreational Authority Board Resignation—Shirley Gibson

Date: June 1, 2026

Presented By:

Background:

Shirley Gibson submitted her letter of resignation from the Recreational Authority Board effective immediately. Her term expires March 31, 2028. City Manager Heydlauff and Council Member Halverson also sit on this board.

Recommendation:

Motion to accept Shirley Gibson's resignation from the Recreational Authority Board effective June 1, 2026.

Attachments:

1. Resignation from Shirley Gibson from Recreational Authority Board

Re: Recreational Authority Update and Next Meeting

From Mark Heydlauff <markh@charlevoixmi.gov>
Date Wed 5/20/2026 6:53 PM
To Shirley Gibson <sjgibson1@live.com>
Cc Sarah Dvoracek <clerk@charlevoixmi.gov>; Dennis Halverson <dennish@charlevoixmi.gov>

Shirley-

Thank you for your service to the City on the Authority board over the years. You will be missed but you are always welcome to re-up it in the future if you have a change of heart.

MH

From: Shirley Gibson <sjgibson1@live.com>
Date: Wednesday, May 20, 2026 at 5:44 PM
To: Mark Heydlauff <markh@charlevoixmi.gov>
Subject: Re: Recreational Authority Update and Next Meeting

Please accept this email as my notice that I am resigning from the Recreational Authority. Thank you.
Shirley Gibson

From: Mark Heydlauff <markh@charlevoixmi.gov>
Sent: Wednesday, May 20, 2026 1:52 PM
Subject: Recreational Authority Update and Next Meeting

All-
I have been attempting to find a person to serve as an independent bookkeeper and fiscal agent for the Recreational Authority but thus far have been unsuccessful. Ideally, I wanted to identify a candidate and bring a proposal to the board for our next meeting this spring but obviously, that didn't happen.

We will meet again on June 15 at 1pm. Julie is going to notice the budget hearing for that date and time and we'll also elect officers. I will not continue as board chair.

If you have suggestions for a bookkeeper or other items to come before the board, please let me know and I'll prepare an agenda in the next couple of weeks.

It's almost spring (maybe)!

MH

Charlevoix City Council

Consent Agenda

Title: 2026 Recreation Master Plan Survey Questions

Date: June 1, 2026

Presented By:

Background:

The Recreation Department is currently completing the five-year Recreation and Parks Master Plan, which will guide planning efforts for 2027–2032. As part of this process, a community survey will be conducted to gather public input.

On May 13, the Recreation Advisory Committee and Recreation Director Knorr met with Becket & Raeder to review potential survey questions. The attached questionnaire reflects the questions reviewed and approved by the Committee.

In addition to the survey, a public forum will be held at Ferry Beach on June 24 from 5:00–7:30 PM. Feedback gathered through both the questionnaire and the public forum will play an important role in shaping the final Master Plan.

Recommendation:

Motion to approve the publication of Recreation Master Plan survey questions as presented.

Attachments:

1. Recreation Survey City of Charlevoix 2026 DRAFT

City of Charlevoix

Parks and Recreation Plan Survey

The City of Charlevoix is currently updating the 5-year Parks and Recreation Plan and would like community input for the vision of the park system. The purpose of a Parks and Recreation Plan is to identify community recreation and open space needs to set a plan for the next five years. The plan will adhere to the Michigan Department of Natural Resources (MDNR) standards and guidelines. Upon plan approval, the City will be eligible to apply for grant funding for parks and recreation development or acquisition projects.

Your feedback will be instrumental as the City plans for recreational improvements to best reflect the community's needs and desires. Please take a few minutes to complete the survey to help the City plan and prioritize for the future.

1. What Park amenities do you or members of your household enjoy the most? Check all that apply.

- Baseball/softball fields
- Basketball courts
- Beaches
- Dog Park
- Disc Golf Course
- Golf Course
- Marina
- Farmers Market
- Playgrounds
- Nonmotorized trails
- Fishing
- Tennis courts
- Pickleball
- Picnic facilities
- Open green space
- Skate Park
- Sledding
- Ice Skating
- Ski Hill/Ski Trails
- Boat Launch
- Other

2. What recreation activities do you or members of your household like to participate in?

- Baseball
- Softball
- Basketball
- Boating
- Fishing
- Running/walking
- Biking
- Passive recreation (picnicking, nature viewing)
- Skateboarding
- Golf
- Soccer
- Skiing
- Swimming
- Volleyball
- Kayaking/canoeing
- Dog Park
- Disc Golf
- Tennis
- Pickleball
- Playground equipment
- Cross country skiing
- Sledding
- Ice skating
- Hiking
- Other

3. Do you feel parks and recreation facilities are welcoming and inclusive for all members of the community?

- Yes
- No
- Unsure

Please Explain

4. What types of Program or Events would you like to see more of:

- Youth Sports Leagues
- Adult Fitness Class
- Senior Programming
- Guided outdoor recreation (For example, guided trail hikes, lessons on different activities)
- Adult Sports Leagues

Suggestions

5. How often have you visited the following park facilities owned and operated by the City of Charlevoix during the past year?

	10 or more times	5-9 times	1-4 times	not at all
East Park	<input type="checkbox"/>	<input type="checkbox"/>	<input type="checkbox"/>	<input type="checkbox"/>
Michigan Beach Park	<input type="checkbox"/>	<input type="checkbox"/>	<input type="checkbox"/>	<input type="checkbox"/>
Marina	<input type="checkbox"/>	<input type="checkbox"/>	<input type="checkbox"/>	<input type="checkbox"/>
Mt. McSauba Recreation Area	<input type="checkbox"/>	<input type="checkbox"/>	<input type="checkbox"/>	<input type="checkbox"/>
Ferry Beach Park	<input type="checkbox"/>	<input type="checkbox"/>	<input type="checkbox"/>	<input type="checkbox"/>
Depot Beach	<input type="checkbox"/>	<input type="checkbox"/>	<input type="checkbox"/>	<input type="checkbox"/>
Robert Bridge Memorial Park	<input type="checkbox"/>	<input type="checkbox"/>	<input type="checkbox"/>	<input type="checkbox"/>
Veteran's Park	<input type="checkbox"/>	<input type="checkbox"/>	<input type="checkbox"/>	<input type="checkbox"/>
Carpenter Ave Ball Fields	<input type="checkbox"/>	<input type="checkbox"/>	<input type="checkbox"/>	<input type="checkbox"/>
Lake to Lake Trail	<input type="checkbox"/>	<input type="checkbox"/>	<input type="checkbox"/>	<input type="checkbox"/>
Water Tower Park	<input type="checkbox"/>	<input type="checkbox"/>	<input type="checkbox"/>	<input type="checkbox"/>
Charlevoix Golf Club	<input type="checkbox"/>	<input type="checkbox"/>	<input type="checkbox"/>	<input type="checkbox"/>
Hoffmann Park	<input type="checkbox"/>	<input type="checkbox"/>	<input type="checkbox"/>	<input type="checkbox"/>
West Dixon Park	<input type="checkbox"/>	<input type="checkbox"/>	<input type="checkbox"/>	<input type="checkbox"/>
Elm Street Tennis Courts	<input type="checkbox"/>	<input type="checkbox"/>	<input type="checkbox"/>	<input type="checkbox"/>
Community Skate Park	<input type="checkbox"/>	<input type="checkbox"/>	<input type="checkbox"/>	<input type="checkbox"/>
Dog Park	<input type="checkbox"/>	<input type="checkbox"/>	<input type="checkbox"/>	<input type="checkbox"/>

What parks do you visit outside of the City of Charlevoix? Why?

{INSERT PARK MAP HERE}

6. How often have you used the following amenities in the past year?

	10 or more times	5-9 times	1-4 times	Not at all
Bike Paths	<input type="checkbox"/>	<input type="checkbox"/>	<input type="checkbox"/>	<input type="checkbox"/>
Playgrounds at the beaches	<input type="checkbox"/>	<input type="checkbox"/>	<input type="checkbox"/>	<input type="checkbox"/>
Boat Launch	<input type="checkbox"/>	<input type="checkbox"/>	<input type="checkbox"/>	<input type="checkbox"/>
Ice Rink	<input type="checkbox"/>	<input type="checkbox"/>	<input type="checkbox"/>	<input type="checkbox"/>
Ski Hill	<input type="checkbox"/>	<input type="checkbox"/>	<input type="checkbox"/>	<input type="checkbox"/>
Golf Course	<input type="checkbox"/>	<input type="checkbox"/>	<input type="checkbox"/>	<input type="checkbox"/>
Tennis Courts	<input type="checkbox"/>	<input type="checkbox"/>	<input type="checkbox"/>	<input type="checkbox"/>
Pickleball Courts	<input type="checkbox"/>	<input type="checkbox"/>	<input type="checkbox"/>	<input type="checkbox"/>
Marina	<input type="checkbox"/>	<input type="checkbox"/>	<input type="checkbox"/>	<input type="checkbox"/>
Skate Park	<input type="checkbox"/>	<input type="checkbox"/>	<input type="checkbox"/>	<input type="checkbox"/>
Disc Golf Course	<input type="checkbox"/>	<input type="checkbox"/>	<input type="checkbox"/>	<input type="checkbox"/>
Other (Please specify below)	<input type="checkbox"/>	<input type="checkbox"/>	<input type="checkbox"/>	<input type="checkbox"/>

7. Please provide your overall opinion regarding the following aspects of City operated parks and recreation facilities.

	Excellent	Good	Neutral	Poor	Uncertain
Parks Maintenance/Appearance	<input type="checkbox"/>	<input type="checkbox"/>	<input type="checkbox"/>	<input type="checkbox"/>	<input type="checkbox"/>
Variety of Amenities/Facilities	<input type="checkbox"/>	<input type="checkbox"/>	<input type="checkbox"/>	<input type="checkbox"/>	<input type="checkbox"/>
Safety	<input type="checkbox"/>	<input type="checkbox"/>	<input type="checkbox"/>	<input type="checkbox"/>	<input type="checkbox"/>
Ease of Access to facilities	<input type="checkbox"/>	<input type="checkbox"/>	<input type="checkbox"/>	<input type="checkbox"/>	<input type="checkbox"/>
Accessibility for people of all abilities	<input type="checkbox"/>	<input type="checkbox"/>	<input type="checkbox"/>	<input type="checkbox"/>	<input type="checkbox"/>

Please provide any comments here

8. What kind of improvements need to be made at Mt. McSauba?

- Improved parking area
- Updates to the tow rope at the hill
- Lodge Improvements
- Updated rental equipment
- Improve lighting
- Permanent Restroom Facility
- Other (Please Specify)

9. What kind of improvements need to be made at Ferry Beach?

- Improved parking
- Updates to the pavilions
- Creation of rain gardens (For runoff/stormwater control)
- Boat launch upgrades
- Improved Restroom Facilities
- Playground Equipment Improvements
- Other (Please Specify)

10. Would you support increased funding for Charlevoix Parks and Recreation?

- Yes
- No

11. If yes, What Funding Sources would you most likely favor?

- Dedicated Millage for Parks
- Increased user fees for certain amenities and programs
- Grants and partnerships
- Sponsorships/Donations

Not Supportive of increased funding

12. If the City could only fund THREE improvements over the next 5 years, which 3 would you prioritize (pick up to 3)

- Pathways for walking, biking, etc...
- Updates to restrooms
- Fitness Equipment installation
- Dedicated Pickleball Courts
- Golf course/club house improvements
- Ski Hill Improvements
- Natural Areas
- Nature Trails
- Playground equipment
- Shuffleboard
- Marina Improvements
- Bocce Ball
- Pump Track for Skateboard and BMX
- Other

13. Please indicate which of the following upgrades are needed in the City's parks and open spaces to make them more accessible.

	Strongly Agree	Agree	Disagree	Strongly Disagree	Uncertain
Accessible playgrounds	<input type="checkbox"/>	<input type="checkbox"/>	<input type="checkbox"/>	<input type="checkbox"/>	<input type="checkbox"/>
Accessible parking	<input type="checkbox"/>	<input type="checkbox"/>	<input type="checkbox"/>	<input type="checkbox"/>	<input type="checkbox"/>
Accessible restrooms	<input type="checkbox"/>	<input type="checkbox"/>	<input type="checkbox"/>	<input type="checkbox"/>	<input type="checkbox"/>
Accessible waterfront access	<input type="checkbox"/>	<input type="checkbox"/>	<input type="checkbox"/>	<input type="checkbox"/>	<input type="checkbox"/>
Flatter, easier grades	<input type="checkbox"/>	<input type="checkbox"/>	<input type="checkbox"/>	<input type="checkbox"/>	<input type="checkbox"/>
Paved trails	<input type="checkbox"/>	<input type="checkbox"/>	<input type="checkbox"/>	<input type="checkbox"/>	<input type="checkbox"/>

14. What do you like best about parks and recreation in Charlevoix?

15. Please leave further comments here to help shape the future of the Parks and Recreation system in Charlevoix.

Demographic Questions

16. Where is your primary residence?

- I am a full-time Charlevoix city resident
- I am a part-time or seasonal Charlevoix city resident
- Charlevoix Township
- Marion Township
- Hayes Township
- Norwood Township
- Eveline Township
- Other

17. What is your age?

- Under 18
- 19-24
- 25-34
- 35-44
- 45-54
- 55-64
- 65+

18. Do children under 18 years old live in your household?

- Yes
- No

Charlevoix City Council

Public Hearings and Actions Requiring Public Hearings

Title: Action: Ordinances 871 and 872 for Payment in Lieu of Tax Ordinances- Lighthouse Gardens and Charlevoix Apartments

Date: June 1, 2026

Presented By: Mark Heydlauff, City Manager

Background:

As Council is aware, the PILOTs would provide tax advantages to the owners in return for obligations to only rent to tenants who are income restricted. Section 9 of the two ordinances includes the various requirements placed on the developers and the actions the City may take to ensure the housing is kept up to date and remains affordable for those who may qualify.

A PILOT is a payment in lieu of tax. For qualified developments whose market is limited to those with lower incomes, a PILOT can be granted with conditions to ensure the housing derived is valuable for the community.

Recommendation:

Motion to adopt Ordinance 871: City of Charlevoix Tax Exemption Ordinance: Lighthouse Gardens.
Motion to adopt Ordinance 872: City of Charlevoix Tax Exemption Ordinance: Charlevoix Apartments.

Attachments:

1. 2026-05-28 (CLEAN FINAL) City of Charlevoix PILOT Ordinance Lighthouse Gardens swl edits
2. 2026-05-28 (CLEAN FINAL) City of Charlevoix PILOT Ordinance Charlevoix Apartments swl

**CITY OF CHARLEVOIX
ORDINANCE NO. _____**

AN ORDINANCE TO PROVIDE FOR A SERVICE CHARGE IN LIEU OF TAXES FOR A HOUSING PROJECT FOR LOW INCOME PERSONS AND FAMILIES TO BE FINANCED WITH A FEDERALLY AIDED MORTGAGE LOAN PURSUANT TO THE PROVISIONS OF THE STATE HOUSING DEVELOPMENT AUTHORITY ACT OF 1966 (PUBLIC ACT 346 OF 1966, AS AMENDED; MCL §125.1401 *ET SEQ.*; THE “ACT”).

THE CITY OF CHARLEVOIX ORDAINS:

Section 1. Title.

This Ordinance shall be known and cited as the “City of Charlevoix Tax Exemption Ordinance – Lighthouse Gardens”

Section 2. Findings & Purpose.

The City Council of the City of Charlevoix (“City”) hereby finds, determines, and acknowledges that it is a proper public purpose of the State of Michigan and its political subdivisions (including the City) to provide housing for its low-income persons and families and to encourage the development of such housing by providing for a service charge for public services in lieu of property taxes (a “payment in lieu of taxes” or “PILOT”) in accordance with the Act. It is further determined and acknowledged that housing for persons of low income is a public necessity, and as the City will be benefitted and improved by such housing, the encouragement of same by providing certain real estate tax exemption(s) for such housing is a valid public purpose. It is further determined and acknowledged that the continuation of the provisions of this Ordinance for tax exemption and the service charge in lieu of all ad valorem taxes during the period contemplated in this Ordinance are essential to the determination of economic feasibility of the housing development project that is to be developed and financed in reliance upon such tax exemption and service charge.

The City acknowledges that LG Charlevoix Limited Dividend Housing Association, LLC (the “Sponsor”) has formed a limited dividend housing association limited liability company, and has offered, subject to receipt of an allocation under the Low Income Housing Tax Credit (LIHTC) Program (as defined in this Agreement) to own and operate the housing development project identified as “Lighthouse Gardens” on certain property located at 1001 May St within the City to serve low income persons and families, and that the Sponsor has offered to pay the City on account of this housing project an annual service charge for public services in lieu of all ad valorem property taxes.

Section 3. Definitions.

1. “Act” means Michigan’s State Housing Development Authority Act (Michigan Public Act 346 of 1966, as amended; codified at MCL §125.1401 *et seq.*);
2. “Annual Shelter Rent” means the total collections during an agreed annual period from or paid on behalf of all low-income occupants of a Housing Development representing rent or occupancy charges, exclusive of charges for Utilities, as defined in this Agreement.
3. “Authority” (or “MSHDA”) means the Michigan State Housing Development Authority, as referred to in Section 21 of the Act (MCL §125.1421).
4. “City” means the City of Charlevoix, a Michigan municipal corporation.
5. “Housing Development” at the Housing Development Location, means and refers to a building to include qualified low-income residential apartment units, including fifty-four (54) units reserved for Low Income Persons, and such commercial, recreational, industrial, communal, and educational facilities as the Authority determines will improve the quality of the Housing Development Project as it relates to housing for persons of low income.
6. “Housing Development Location” means the following parcels of real estate within the City:
 - a. Parcel 1: Beginning 660 feet East and 660 feet South of the Northwest corner of Section 35, Township 34 North, Range 8 West, City of Charlevoix, Charlevoix County, Michigan; thence East 165 feet; thence North 176 feet; thence West 165 feet; thence South 176 feet to the point of beginning.
 - b. Parcel 2: Commencing at the Northwest corner of Section 35, Township 34 North, Range 8 West, City of Charlevoix, Charlevoix County, Michigan; thence East along the North line of said Section, 1117 feet; thence South 183 feet to point of beginning; thence West 105 feet; thence South 147 feet; thence West 187 feet to a point being 825 feet (50 rods) East of the West line of said Section; thence South 330 feet (20 rods); thence East 495 feet to the West 1/8 line of said Section; thence North along said 1/8 line, 264 feet; thence West parallel with said North Section line, 183 feet; thence North parallel with said West 1/8 line, 126 feet; thence West 20 feet; thence North, 87 feet to the point of beginning, being a part of the Northwest 1/4 of the Northwest 1/4 of said Section 35.
7. “Housing Development Project” means the Housing Development after completion of construction and issuance of certificates of occupancy for all units.
8. “Federally funded” means the Housing Development must be participating in the Low Income Housing Tax Credit (LIHTC) program, which restricts residency to persons

of low income through a regulatory agreement between the Housing Development and the Authority.

9. “Persons of low income” (or “Low Income Persons and/or Families”) means persons and families whose household incomes qualify for and meet those income limitations set by the federal government through the Department of Housing and Urban Development (“HUD”).

10. “Utilities” means charges for fuel, water, heat, sanitary sewer service and/or electrical service furnished to the occupants which are paid by the Housing Development Project as defined in the Act.

All terms referenced in the Act but not defined in this Ordinance shall have the meanings given to them in the Act.

Section 4. Class of Housing Development.

It is determined that the class of Housing Developments to which the tax exemption shall apply and for which a service charge shall be paid in lieu of such taxes shall be Housing Developments which are financed or assisted pursuant to the Act. It is further determined that Lighthouse Gardens (the Housing Development Project) is of this class.

Section 5. Establishment of Annual Service Charge in lieu of property taxes.

1. Subject to the provisions of this Ordinance, the Housing Development Project known and identified as Lighthouse Gardens and the real property on which it is situated shall be exempt from all ad valorem property taxes from and after the commencement of construction for the period set forth in Section 9 below. The City acknowledges that the Sponsor and the Authority have established the economic feasibility of the Housing Development Project in reliance upon the enactment and continuing effect of this Ordinance, and the qualification of the Housing Development Project for the exemption from all ad valorem property taxes and a payment in lieu of taxes as established in this Ordinance. Therefore, in consideration of the Sponsor’s offer to construct, own, and operate the Housing Development Project, the City agrees to accept payment of an annual service charge for public services in lieu of all ad valorem property taxes.

2. The annual service charge shall be equal to four (4%) percent of the difference between the Annual Shelter Rents actually collected and Utilities.

Section 6. Limitation on the Payment of the Annual Service Charge.

Notwithstanding Section 5, the service charge to be paid each year in lieu of taxes for the part of the Housing Development Project that is tax exempt and occupied by other than Low Income Persons shall be equal to the full amount of the taxes that would

otherwise be due and payable on that portion of the Housing Development Project if the project were not tax exempt.

Section 7. Payment of Service Charge.

The Annual Service Charge in lieu of taxes as determined under this Ordinance shall be payable in the same manner as general property taxes are payable to the City and distributed to the several units levying the general property tax in the same proportion as prevailed with the general property tax in the previous calendar year, except that the annual payment shall be paid on or before July 1 of the year following the year upon which such charge is calculated. Collection procedures shall be in accordance with the provisions of Michigan’s General Property Tax Act (Public Act 206 of 1893, as amended; codified at MCL §211.1 *et seq*).

Section 8. Contractual effect of Ordinance.

Notwithstanding the provisions of Section 15a(5) of the Act (MCL §125.1415a(5)) to the contrary, a contract between the City and the Sponsor with the Authority as a third-party beneficiary under said contract, to provide tax exemption and accept payments in lieu of taxes, as previously described, is effectuated by the enactment of this Ordinance.

Section 9. Duration; Commencement of Construction.

This Ordinance shall remain in effect and shall not terminate for fifteen (15) years, commencing with and including tax year 2026, provided that the Sponsor complies with the requirements of the Act and this Ordinance, and further provided that the Housing Development continues to be rented to Low Income Persons at rents determined under the low income housing tax credit program, as the same maybe further amended or superseded, or the authority or HUD has an interest in the property; but in no event beyond December 31, 2041. The failure to rent or list for rental the housing development to Low Income Persons during the duration of the project constitutes a material deficiency as set forth below.

During the term of this Ordinance, Sponsor shall make capital investments into the Housing Development in an amount equal to or greater than the cumulative difference between, (a) the ad valorem property taxes that would otherwise have been payable absent this Ordinance; and (b) the annual service charges actually paid under this Ordinance. Capital investments will be reported with receipts and submitted with payment of the annual service charge.

Such compliance shall be measured cumulatively over rolling three (3) year periods beginning January 1, 2026.

Qualifying capital investments shall include, without limitation (a) building renovations, (b) structural repairs, (c) mechanical, electrical, plumbing, HVAC, and life-safety improvements, (d) site improvements, (e) accessibility improvements, (f) rental unit improvements, (g)

infrastructure improvements; and (h) other improvements reasonably related to the operation, preservation, rehabilitation, or enhancement of the Housing Development. The City may employ a contractor or consultant to review and verify the capital investments, and Sponsor shall reimburse the City for the costs of any verification by any third party contractor or consultant.

The City may not terminate this Ordinance or revoke the PILOT unless: (a) the City provides written notice specifying the alleged deficiency in reasonable detail; (b) Sponsor is provided not less than one hundred eighty (180) days to cure such deficiency; (c) Sponsor is provided an opportunity to appear before the City Council prior to any vote regarding termination; and (d) the alleged deficiency constitutes a material and uncured default under this Ordinance.

If the alleged deficiency is not reasonably capable of cure within the cure period, Sponsor shall not be deemed in default so long as Sponsor commences corrective action within the cure period and diligently pursues completion.

Any dispute regarding qualifying capital investments or calculation of tax savings shall first be submitted to non-binding mediation or review by an independent certified public accountant mutually acceptable to the parties prior to termination. If the dispute is not resolved by non-binding mediation or review by a mutually agreed on Certified Public Accountant, then jurisdiction shall be in Charlevoix Circuit Court.

Section 10. Severability.

The various sections and provisions of this Ordinance shall be deemed to be severable and should any section or provision of this Ordinance be declared by any court of competent jurisdiction to be unconstitutional or invalid the same shall not affect the validity of this Ordinance as a whole or any section or provision of this Ordinance other than the section or provision so declared to be unconstitutional or invalid.

Section 11. Inconsistent Ordinances.

All ordinances or parts of ordinances inconsistent or in conflict with the provisions of this Ordinance are repealed to the extent of such inconsistency or conflict.

Section 12. Effective Date.

This Ordinance shall become effective thirty (30) days after its enactment pursuant to the City Charter.

Ordinance No. ____ was: [adopted / not adopted] on the ____ day of _____, 2026 by the Charlevoix City Council as follows:

Motion by: _____ to approve Ordinance No. _____ as presented.
Seconded by: _____

Yeas: _____

Nays: _____

Absent:

State of Michigan)
City of Charlevoix) ss.

By: Sarah J. Dvoracek, City Clerk

Lyle Gennett, Mayor

Acknowledged and agreed to by:
**LG CHARLEVOIX LIMITED DIVIDEND
HOUSING ASSOCIATION, LLC,**
a Michigan limited liability company

By: Steve Lyman
Its: Authorized Representative

**CITY OF CHARLEVOIX
ORDINANCE NO. _____**

AN ORDINANCE TO PROVIDE FOR A SERVICE CHARGE IN LIEU OF TAXES FOR A HOUSING PROJECT FOR LOW INCOME PERSONS AND FAMILIES TO BE FINANCED WITH A FEDERALLY AIDED MORTGAGE LOAN PURSUANT TO THE PROVISIONS OF THE STATE HOUSING DEVELOPMENT AUTHORITY ACT OF 1966 (PUBLIC ACT 346 OF 1966, AS AMENDED; MCL §125.1401 *ET SEQ.*; THE “ACT”).

THE CITY OF CHARLEVOIX ORDAINS:

Section 1. Title.

This Ordinance shall be known and cited as the “City of Charlevoix Tax Exemption Ordinance – Charlevoix Apartments”

Section 2. Findings & Purpose.

The City Council of the City of Charlevoix (“City”) hereby finds, determines, and acknowledges that it is a proper public purpose of the State of Michigan and its political subdivisions (including the City) to provide housing for its low-income persons and families and to encourage the development of such housing by providing for a service charge for public services in lieu of property taxes (a “payment in lieu of taxes” or “PILOT”) in accordance with the Act. It is further determined and acknowledged that housing for persons of low income is a public necessity, and as the City will be benefitted and improved by such housing, the encouragement of same by providing certain real estate tax exemption(s) for such housing is a valid public purpose. It is further determined and acknowledged that the continuation of the provisions of this Ordinance for tax exemption and the service charge in lieu of all ad valorem taxes during the period contemplated in this Ordinance are essential to the determination of economic feasibility of the housing development project that is to be developed and financed in reliance upon such tax exemption and service charge.

The City acknowledges that LG Charlevoix 2 Limited Dividend Housing Association, LLC (the “Sponsor”) has formed a limited dividend housing association limited liability company, and has offered, subject to receipt of an allocation under the Low Income Housing Tax Credit (LIHTC) Program (as defined in this Agreement) to own and operate the housing development project identified as “Charlevoix Apartments” on certain property located at 1003 May St within the City to serve low income persons and families, and that the Sponsor has offered to pay the City on account of this housing project an annual service charge for public services in lieu of all ad valorem property taxes.

Section 3. Definitions.

1. “Act” means Michigan’s State Housing Development Authority Act (Michigan Public Act 346 of 1966, as amended; codified at MCL §125.1401 *et seq.*);

2. “Annual Shelter Rent” means the total collections during an agreed annual period from or paid on behalf of all low-income occupants of a Housing Development representing rent or occupancy charges, exclusive of charges for Utilities, as defined in this Agreement.

3. “Authority” (or “MSHDA”) means the Michigan State Housing Development Authority, as referred to in Section 21 of the Act (MCL §125.1421).

4. “City” means the City of Charlevoix, a Michigan municipal corporation.

5. “Housing Development” at the Housing Development Location, means and refers to a building to include qualified low-income residential apartment units, including forty (40) units reserved for Low Income Persons, and such commercial, recreational, industrial, communal, and educational facilities as the Authority determines will improve the quality of the Housing Development Project as it relates to housing for persons of low income.

6. “Housing Development Location” means the following parcel of real estate within the City:

Beginning 660 feet South and 660 feet East of the Northwest corner of Section 35, Township 34 North, Range 8 West, City of Charlevoix, Charlevoix County, Michigan; thence South 165 feet; thence East 432 feet; thence North 105 feet; thence East 228 feet; thence North 60 feet; thence West 660 feet to the point of beginning, being a part of the Northwest 1/4 of the Northwest 1/4 of said Section 35

7. “Housing Development Project” means the Housing Development after completion of construction and issuance of certificates of occupancy for all units.

8. “Federally funded” means the Housing Development must be participating in the Low Income Housing Tax Credit (LIHTC) program, which restricts residency to persons of low income through a regulatory agreement between the Housing Development and the Authority.

9. “Persons of low income” (or “Low Income Persons and/or Families”) means persons and families whose household incomes qualify for and meet those income limitations set by the federal government through the Department of Housing and Urban Development (“HUD”).

10. “Utilities” means charges for fuel, water, heat, sanitary sewer service and/or electrical service furnished to the occupants which are paid by the Housing Development Project as defined in the Act.

All terms referenced in the Act but not defined in this Ordinance shall have the meanings given to them in the Act.

Section 4. Class of Housing Development.

It is determined that the class of Housing Developments to which the tax exemption shall apply and for which a service charge shall be paid in lieu of such taxes shall be Housing Developments which are financed or assisted pursuant to the Act. It is further determined that Charlevoix Apartments (the Housing Development Project) is of this class.

Section 5. Establishment of Annual Service Charge in lieu of property taxes.

1. Subject to the provisions of this Ordinance, the Housing Development Project known and identified as Charlevoix Apartments and the real property on which it is situated shall be exempt from all ad valorem property taxes from and after the commencement of construction for the period set forth in Section 9 below. The City acknowledges that the Sponsor and the Authority have established the economic feasibility of the Housing Development Project in reliance upon the enactment and continuing effect of this Ordinance, and the qualification of the Housing Development Project for the exemption from all ad valorem property taxes and a payment in lieu of taxes as established in this Ordinance. Therefore, in consideration of the Sponsor's offer to construct, own, and operate the Housing Development Project, the City agrees to accept payment of an annual service charge for public services in lieu of all ad valorem property taxes.

2. The annual service charge shall be equal to four (4%) percent of the difference between the Annual Shelter Rents actually collected and Utilities.

Section 6. Limitation on the Payment of the Annual Service Charge.

Notwithstanding Section 5, the service charge to be paid each year in lieu of taxes for the part of the Housing Development Project that is tax exempt and occupied by other than Low Income Persons shall be equal to the full amount of the taxes that would otherwise be due and payable on that portion of the Housing Development Project if the project were not tax exempt.

Section 7. Payment of Service Charge.

The Annual Service Charge in lieu of taxes as determined under this Ordinance shall be payable in the same manner as general property taxes are payable to the City and distributed to the several units levying the general property tax in the same proportion as prevailed with the general property tax in the previous calendar year, except that the annual payment shall be paid on or before July 1 of the year following the year upon which

such charge is calculated. Collection procedures shall be in accordance with the provisions of Michigan’s General Property Tax Act (Public Act 206 of 1893, as amended; codified at MCL §211.1 *et seq*).

Section 8. Contractual effect of Ordinance.

Notwithstanding the provisions of Section 15a(5) of the Act (MCL §125.1415a(5)) to the contrary, a contract between the City and the Sponsor with the Authority as a third-party beneficiary under said contract, to provide tax exemption and accept payments in lieu of taxes, as previously described, is effectuated by the enactment of this Ordinance.

Section 9. Duration; Commencement of Construction.

This Ordinance shall remain in effect and shall not terminate for fifteen (15) years, commencing with and including tax year 2026, provided that the Sponsor complies with the requirements of the Act and this Ordinance, and further provided that the Housing Development continues to be rented to Low Income Persons at rents determined under the low income housing tax credit program, as the same maybe further amended or superseded, or the authority or HUD has an interest in the property; but in no event beyond December 31, 2041. The failure to rent or list for rental the housing development to Low Income Persons during the duration of the project constitutes a material deficiency as set forth below.

During the term of this Ordinance, Sponsor shall make capital investments into the Housing Development in an amount equal to or greater than the cumulative difference between, (a) the ad valorem property taxes that would otherwise have been payable absent this Ordinance; and (b) the annual service charges actually paid under this Ordinance. Capital investments will be reported with receipts and submitted with payment of the annual service charge.

Such compliance shall be measured cumulatively over rolling three (3) year periods beginning January 1, 2026.

Qualifying capital investments shall include, without limitation (a) building renovations, (b) structural repairs, (c) mechanical, electrical, plumbing, HVAC, and life-safety improvements, (d) site improvements, (e) accessibility improvements, (f) rental unit improvements, (g) infrastructure improvements; and (h) other improvements reasonably related to the operation, preservation, rehabilitation, or enhancement of the Housing Development. The City may employ a contractor or consultant to review and verify the capital investments, and Sponsor shall reimburse the City for the costs of any verification by any third party contractor or consultant.

The City may not terminate this Ordinance or revoke the PILOT unless: (a) the City provides written notice specifying the alleged deficiency in reasonable detail; (b) Sponsor is provided not less than one hundred eighty (180) days to cure such deficiency; (c) Sponsor is provided an opportunity to appear before the City Council prior to any vote regarding termination; and (d) the alleged deficiency constitutes a material and uncured default under this Ordinance.

If the alleged deficiency is not reasonably capable of cure within the cure period, Sponsor shall not be deemed in default so long as Sponsor commences corrective action within the cure period and diligently pursues completion.

Any dispute regarding qualifying capital investments or calculation of tax savings shall first be submitted to non-binding mediation or review by an independent certified public accountant mutually acceptable to the parties prior to termination. If the dispute is not resolved by non-binding mediation or review by a mutually agreed on Certified Public Accountant, then jurisdiction shall be in Charlevoix Circuit Court.

Section 10. Severability.

The various sections and provisions of this Ordinance shall be deemed to be severable and should any section or provision of this Ordinance be declared by any court of competent jurisdiction to be unconstitutional or invalid the same shall not affect the validity of this Ordinance as a whole or any section or provision of this Ordinance other than the section or provision so declared to be unconstitutional or invalid.

Section 11. Inconsistent Ordinances.

All ordinances or parts of ordinances inconsistent or in conflict with the provisions of this Ordinance are repealed to the extent of such inconsistency or conflict.

Section 12. Effective Date.

This Ordinance shall become effective thirty (30) days after its enactment pursuant to the City Charter.

Ordinance No. ____ was: [adopted / not adopted] on the ____ day of _____, 2026 by the Charlevoix City Council as follows:

Motion by: _____ to approve Ordinance No. _____ as presented.

Seconded by: _____

Yeas: _____

Nays: _____

Absent:

State of Michigan)

City of Charlevoix) ss.

By: Sarah J. Dvoracek, City Clerk

Lyle Gennett, Mayor

Acknowledged and agreed to by:
**LG CHARLEVOIX 2 LIMITED DIVIDEND
HOUSING ASSOCIATION, LLC,**
a Michigan limited liability company

By: Steve Lyman
Its: Authorized Representative

Charlevoix City Council

Reports and Communications

Title: City Manager's Comments

Date: June 1, 2026

Presented By:

Background:

A Opportunity in America Report

I've included a new report from Gallup and the Walton Family Foundation on their new research on American's perceptions of opportunity. As you think through various public policy issues, I think this is an interesting perspective.

B. Police Department Accreditation Process

This week, two members from the Michigan Law Enforcement Accreditation Commission conducted an onsite assessment of the Charlevoix Police Department as we work through the final steps of the accreditation process. They reviewed policies, files, procedures, and conducted interviews with various stakeholders including feedback from the public that was received verbally and in written form. Chief McDonnell will appear before the MLEAC in late June and we anticipate being recommended for full accreditation at that time. The Chief's leadership and expertise has been invaluable to make this process what it is and I appreciate her continued leadership of our department.


Recommendation:

Attachments:

1. Gallup-Walton-Family-Foundation_Opportunity-in-America_Report

HOW OPPORTUNITY TAKES ROOT

Understanding the Conditions for People
and Places to Thrive



COPYRIGHT STANDARDS

This document contains proprietary research, copyrighted and trademarked materials of Gallup, Inc. Accordingly, international and domestic laws and penalties guaranteeing patent, copyright, trademark and trade secret protection safeguard the ideas, concepts and recommendations related within this document.

The materials contained in this document and/or the document itself may be downloaded and/or copied provided that all copies retain the copyright, trademark and any other proprietary notices contained on the materials and/or document. No changes may be made to this document without the express written permission of Gallup, Inc.

Any reference whatsoever to this document, in whole or in part, on any webpage must provide a link back to the original document in its entirety. Except as expressly provided herein, the transmission of this material shall not be construed to grant a license of any type under any patents, copyright or trademarks owned or controlled by Gallup, Inc.

Gallup® is a trademark of Gallup, Inc. All rights reserved. All other trademarks and copyrights are property of their respective owners.

TABLE OF CONTENTS

2

A Message From
the Walton Family
Foundation

25

Methodology


3

Executive
Summary and
Key Findings

6

Detailed Findings

(01) A Message From the Walton Family Foundation



Opportunity is America’s foundation. Yet at this pivotal moment in history, an essential question remains: Does this promise hold true? Two hundred and fifty years after our nation’s founding, do people still believe they can shape their own futures to build better lives and stronger communities?

That is what this Gallup study, *How Opportunity Takes Root: Understanding the Conditions for People and Places to Thrive*, set out to explore. The findings reveal a complex picture. Two-thirds of Americans believe they have the power to decide the direction of their lives. But this belief alone is not enough to make opportunity attainable.

The data show that to tap into that powerful sense of self-empowerment, communities must create the conditions that help opportunity take root. When they do, people work together to build resilient communities. Today, three-quarters of adults believe their towns and cities are worth investing in. And those who feel their voices matter are twice as likely to feel motivated to give back and help improve their communities.

That gap between belief in opportunity and the conditions required to sustain it may be one of the defining challenges of this moment.

For nearly four decades, we have worked to close that gap. As we embark on our next five-year strategic plan, we are committed to ensuring those closest to the challenges are supported to speak up and contribute because they are often closest to the solutions.

For us, that means supporting local efforts that strengthen the systems Americans see as essential to expanding opportunity. More than eight in 10 Americans say access to nature improves the quality of life in their cities and towns. More than three-quarters believe housing is unaffordable, and nearly half say their communities do not offer enough stable jobs. We also know that people who perceive local K-12 schools as high quality for students are more satisfied with their communities and more optimistic about the future.

Despite the challenges we face, Americans remain hopeful in what our country has to offer — and so do we. About two-thirds of adults agree they have a great future ahead of them, a sense of optimism that’s uniquely strong among Gen Z and younger millennials.

This study reaffirms what we’ve long known: Opportunity does not grow on its own; we must work together to create the right environment for it to flourish. It’s why we remain committed to partnering with people and communities to address big challenges with urgency and a long-term perspective. And it is why our philanthropy continues to be guided by the conviction that people can achieve extraordinary things when they have the opportunity, encouragement and conditions to succeed. For us, “opportunity takes root” is more than our legacy — it is our roadmap for the future.

(02)

Executive Summary and Key Findings

Where — and why — does opportunity flourish in the United States?

This is the question driving new research conducted by Gallup and the Walton Family Foundation. Based on a nationally representative survey of nearly 7,000 U.S. adults, the study examines the concept of opportunity at both the individual and community levels. This includes an exploration of individual wellbeing, education, employment and optimism for the future, as well as Americans' assessment of the educational, environmental and interpersonal conditions in their communities.

The data show that opportunity is not confined to any particular locale or group of people. Rather, it expands in places that not only support core pillars like education and the environment but those that also empower their residents to suggest local solutions for local problems.

Most importantly, opportunity thrives in communities that create conditions that allow their residents to say “I have the power to decide which direction my life will go in.”

Overall, two-thirds of Americans feel like they can shape their own path most of the time; however, the remaining one in three feel like their lives are more often pushed by circumstances beyond their control. This lack of agency has an outsized influence on Americans' overall wellbeing: Just 25% of adults who mostly feel pushed by circumstance are thriving in their lives, compared with 63% of adults who feel more in control of the direction of their lives.




While agency may have an inherently individual focus, communities play a critical role in empowering their residents to reach their full potential. Americans who live in communities with strong employment markets, affordable housing and trusting relationships between neighbors are significantly more likely to feel like they can shape their own path. This is also true for those who live in communities that not only provide formal channels to share feedback but also take seriously the concerns and ideas for improvement that residents offer.

However, most Americans say that housing in the areas where they live is unaffordable. Just one in three believe that if they had an idea to improve their community, somebody would listen to them. Nearly half do not agree that people in their community look out for one another or work together to solve common problems. Six in 10 adults do not trust their local leaders to act in the best interest of the community. Younger and lower-income Americans are often the most likely to cite these concerns, and the least likely to feel in control of their destiny.

*But even in the face of these challenges,
Americans remain hopeful.*

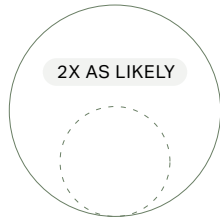
Nearly three-quarters of adults agree that their communities are worth investing in. When given the opportunity, they themselves are willing to invest in improving the towns and cities where they live. And in communities that build strong foundations and connections among their residents, individual opportunity — and as a result, wellbeing and optimism — flourishes.



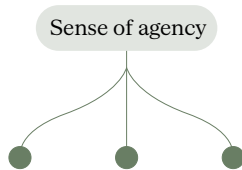
Key Findings



Two-thirds of U.S. adults feel like they can mostly shape their own paths, even when things are difficult, while one in three mostly feel pushed by circumstances outside of their control. Younger adults and those in lower-earning households feel less in control of their lives than their peers.



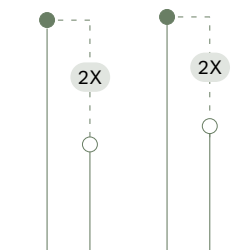
Americans who feel a greater sense of agency are more than twice as likely to be thriving in their lives overall (63% vs. 25%) and to believe that they have a great future ahead of them (77% vs. 37%).



Individuals' sense of agency is closely tied to several aspects of their community, including the extent to which they have collaborative, supportive relationships with their neighbors, the local job market and their perception of housing affordability.



Nearly three-quarters of adults (72%) agree that their community is worth investing in; however, about six in 10 do not trust their local leaders to act in their community's best interests (61%) and are also not confident that their ideas to improve the community would be listened to (66%).



Residents who are confident that local leaders would take their ideas to improve the community seriously are about twice as likely as their peers to feel both:

- a **sense of responsibility to give back to their town or city (71% vs. 33%)**, as well as
- **motivation to do so (72% vs. 37%)**.

(03) Detailed Findings

Most Americans believe they have the power to shape their own path — but one in three do not.

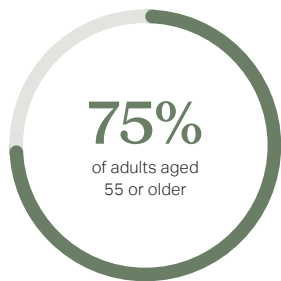
One of the foundational aspects of having “opportunity” is the ability of an individual to achieve their goals and live a great life, however they define it. This sense of agency is driven not only by personal tools and talents but also by communities and systems that support residents in fulfilling their potential.

Across the United States, two in three adults agree that they have the power to shape their own path, even when things are difficult. However, the remaining one in three adults say they have less influence over the direction of their lives, instead feeling mostly pushed by circumstances beyond their control.



Household income is the strongest predictor of agency:

Eight in 10 adults living in households earning \$180,000 or more — approximately the top 20% of earners — feel able to shape their own path. Meanwhile, just over half of those in the bottom quintile of earners (54%) feel that same sense of empowerment.



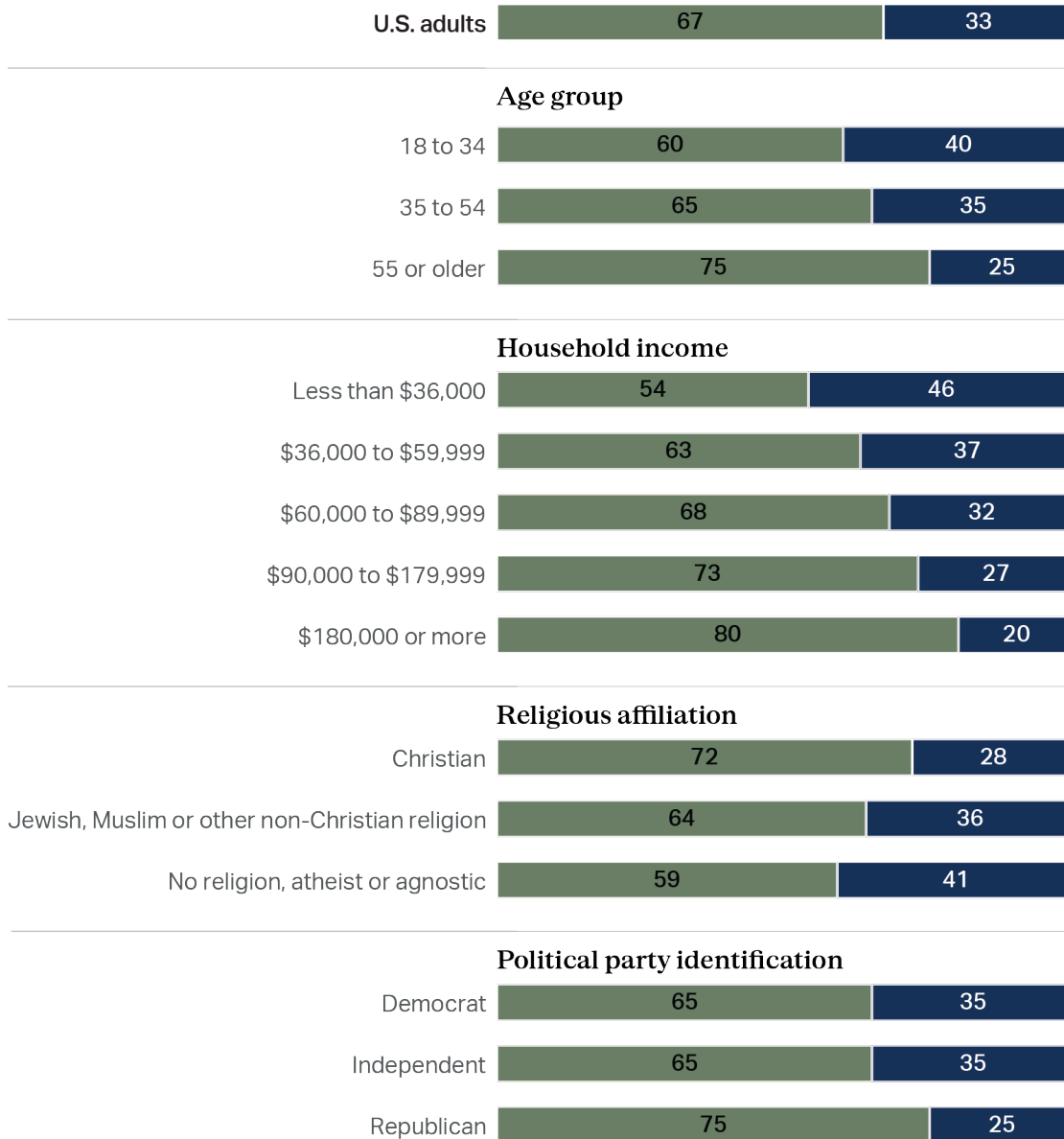
Age is also closely related to this sentiment, as 75% of adults aged 55 or older feel able to shape their own path, compared with 65% of 35- to 54-year-olds and 60% of adults 34 years and younger. While household income does tend to increase alongside age, this does not fully explain the greater sense of agency expressed by older Americans: Even within high-earning households, older adults are more likely to feel in control of the direction of their own lives than their younger, high-earning peers.

CHART 1

Americans' Sense of Agency

Which comes closer to how you feel right now?

- % I mostly feel able to shape my path, even when things are difficult
- % I mostly feel pushed by circumstances beyond my control



In addition to age and income, two additional communities feel uniquely in control of the direction of their lives. Adults who identify with a Christian denomination are markedly more likely than their peers — particularly those who are not affiliated with any religion — to agree they are able to shape their path. This is also true of Americans who self-identify as members of the Republican party. Once again, while Christian Americans are disproportionately likely to identify as Republican, and vice versa, these two identities are uniquely and separately associated with greater self-determination.

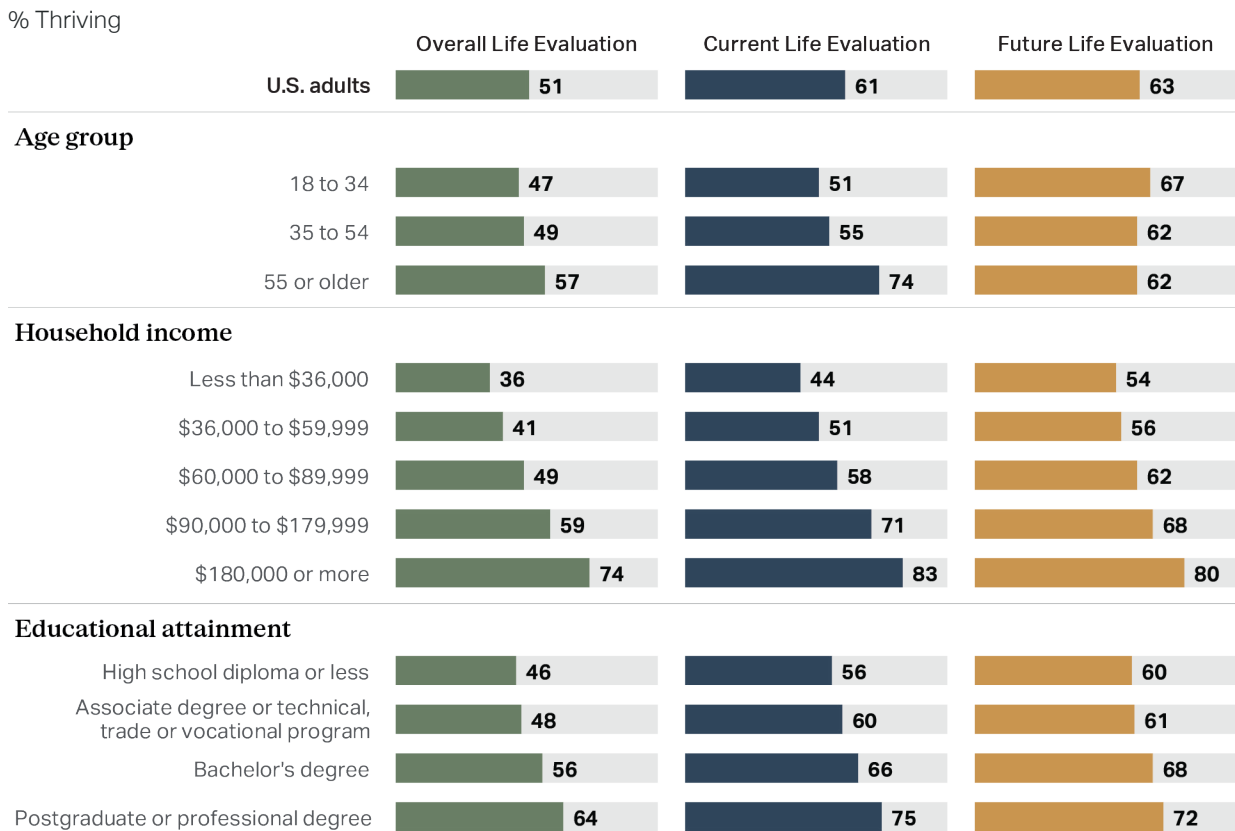
Agency intersects with wellbeing and optimism.

While empowering individuals to shape their own path may be a desirable goal in and of itself, doing so is also an important mechanism for improving several additional measures of a great life.

Overall, about half of Americans are considered “thriving” in their overall life evaluation, indicating that they not only rate their current lives positively but also project that their life will rate highly five years in the future. Life evaluation is particularly positive among older adults, as well as those who have a college degree or live in higher-earning households. Though education and household income are closely correlated, education and income each contribute distinct and individual benefits to an individual’s life evaluation.

CHART 2

Life Evaluation



Note: Respondents are asked to imagine a ladder with steps numbered from zero at the bottom to 10 at the top, where the top of the ladder represents the best possible life and the bottom of the ladder represents the worst possible life. Respondents are asked to share which step of the ladder they feel they stand on at this time and which step they feel they will stand on in five years.

Respondents who rate their current life as a seven or higher are considered thriving in their current lives, while those who rate their future life as an eight or higher are considered thriving in their future lives. Respondents who are thriving in both their current and future lives are considered thriving in their overall life evaluation.

While young adults, those between the ages of 18 and 34, are least likely to be thriving in their lives overall, this is primarily due to their current life evaluation. Roughly half of this age cohort (51%) indicates they are thriving in their lives today. However, two-thirds of this same group believe they *will* be thriving in their future lives, a slightly higher percentage than their older peers forecast (62%).

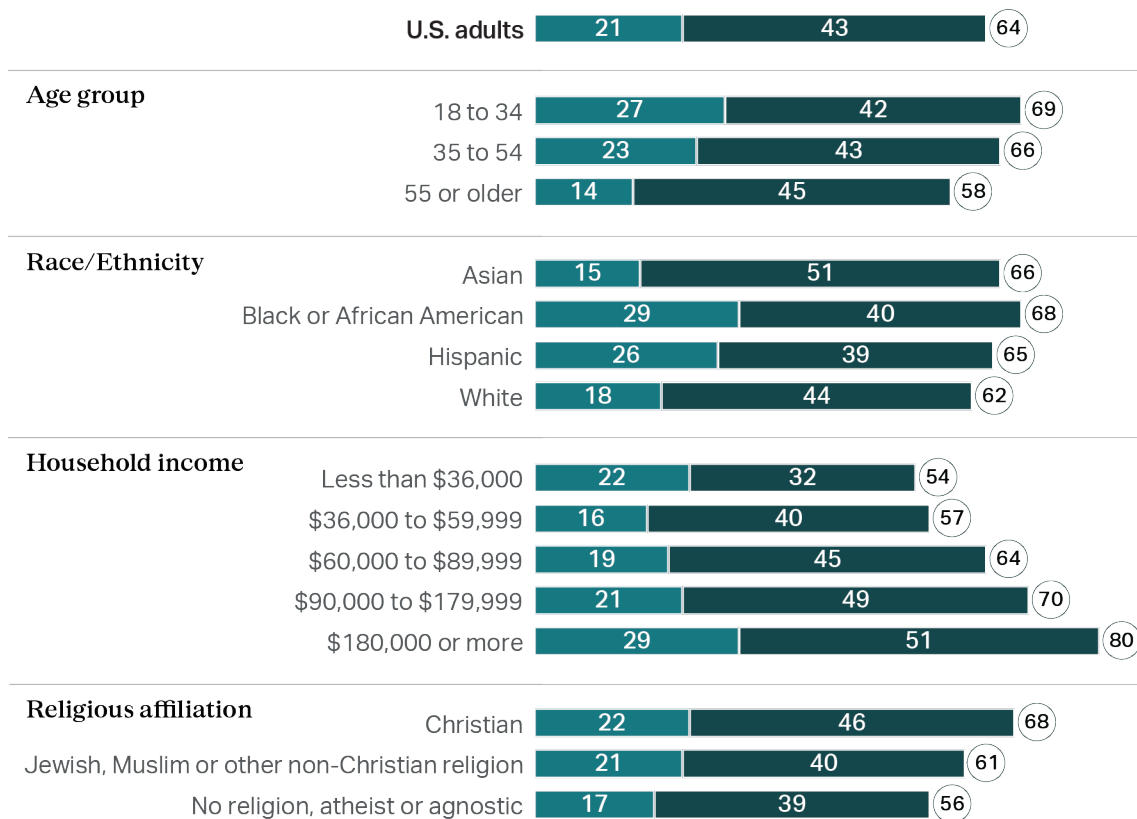
Similarly, while adults with greater levels of education and income are more likely than their peers to be thriving in both their current and future lives, the gaps in how different education and income groups evaluate their future lives are slightly narrower than the gaps in their current life evaluation scores. This indicates a heightened sense of optimism among those who are presently struggling in their lives overall.

These trends are mirrored in the percentage of adults who explicitly agree that they are optimistic about their futures. About two-thirds of U.S. adults (64%) agree or strongly agree that they have a great future ahead of them. This is especially high among young adults: 18- to 34-year-olds are 11 percentage points more likely to agree they have a great future ahead of them than adults 55 or older (69% vs. 58%) and are about twice as likely to strongly agree (27% vs. 14%).

CHART 3
Americans' Optimism for the Future

I have a great future ahead of me.

■ % Strongly agree ■ % Agree ○ % Total



Note: Totals of response percentages are calculated based on addition prior to rounding. As such, totals listed here or in text may vary by ±1 percentage point from totals derived by adding rounded values.

As with future life evaluation, higher levels of household income are associated with greater optimism for the future. Additionally, religious — and particularly Christian — adults are most likely to agree they have a great future ahead of them, while Black and Hispanic adults are especially likely to strongly agree.

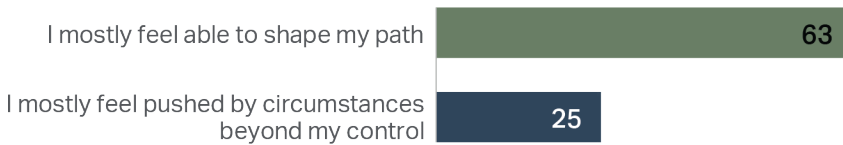
Although these subgroups may be more likely to rate their current or future lives more positively than their peers, demographics are not the most important factor in whether Americans are thriving, struggling or suffering in their lives. Even when controlling for differences in life evaluation across these characteristics, self-determination is the most important predictor of adults' outlook. Nearly two-thirds of adults who feel they are mostly able to shape their own path are thriving in their lives overall; among those who feel mostly pushed by circumstances beyond their control, just 25% are thriving.

CHART 4

Relationship Between Agency and Life Outlook

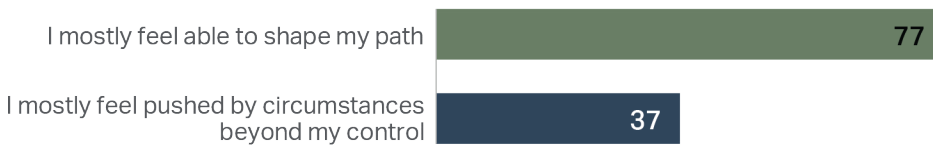
Life Evaluation Index

% Thriving



I have a great future ahead of me.

% Strongly agree + Agree



This relationship is nearly as predictive of an individual's optimism about their future: Adults who feel empowered in their lives are twice as likely to agree they have a great future ahead of them as those who feel less control over the direction of their lives (77% vs. 37%).

Adults who feel empowered in their lives are **twice as likely** to agree they have a great future ahead of them.



Strong communities cultivate agency and opportunity.

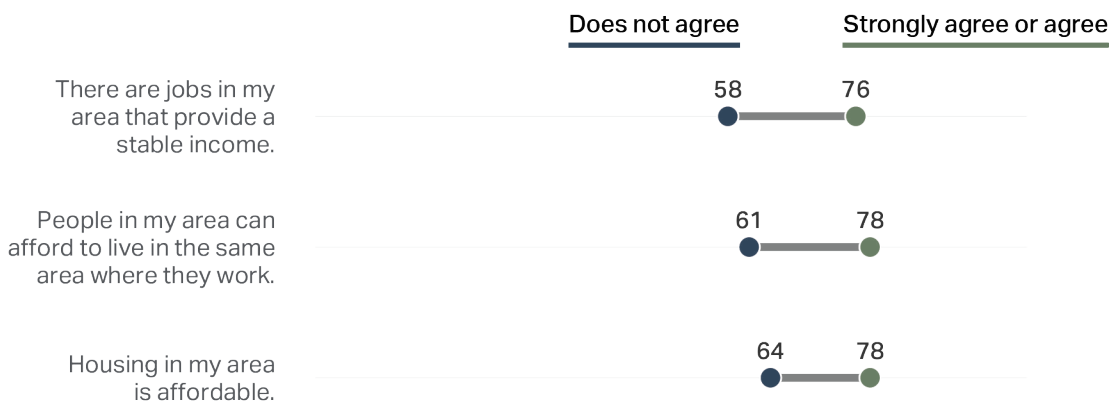
While in some ways, agency is intrinsic to individual characteristics — particularly its positive relationship with age — the data also demonstrate that several aspects of a community can help its residents lead choice-filled lives.

The strongest community-based predictors of agency are economic. Adults who agree that their community offers jobs that provide a stable income, as well as housing that is affordable and allows residents to live in the area where they work, are 14 to 18 percentage points more likely to say they can shape their own path than their peers who live in areas that do not offer stable jobs or affordable housing.

CHART 5

Impact of Community Economic Conditions on Residents' Sense of Agency

% I mostly feel able to shape my path, even when things are difficult



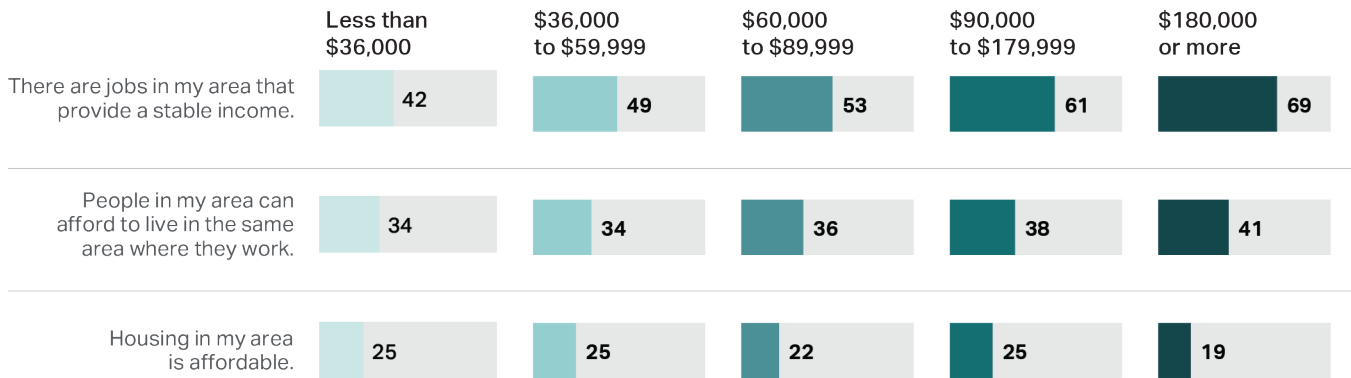
The outsized influence of these economic conditions on individuals' self-determination — and by proxy, their overall lives and outlook on the future — magnifies the gaps in these conditions that many Americans report. Nearly half of adults (46%) do not agree their community offers enough stable jobs, while sizable majorities do not agree that their community provides affordable housing (77%) or arrangements that allow residents to live near their workplaces (64%).

Concerns about employment are especially prevalent among Americans who are on the lower end of the socioeconomic spectrum. While nearly seven in 10 Americans living in households in the top quintile of income agree their community provides steady employment, less than half of adults in households in the bottom quintile agree.

CHART 6

Local Job and Housing Market Assessment, Based on Household Income

% Strongly agree + Agree



Although household income influences these perceptions of the local job market, it does not appear to color the experience of housing affordability. Across the income spectrum, between 34% and 41% of adults agree that people in their community can afford to live near their workplace, and even fewer — between 19% and 25% of adults — agree that housing is affordable at all.



23% of Americans agree that **housing in their area is affordable.**

In addition to providing economic essentials like jobs and housing, communities can empower residents by connecting them with one another.

Americans living in places with closer interpersonal ties are also more likely to feel like they can still shape the direction of their own lives when things get difficult. This is presumably because they have a community to rely on during times of struggle.



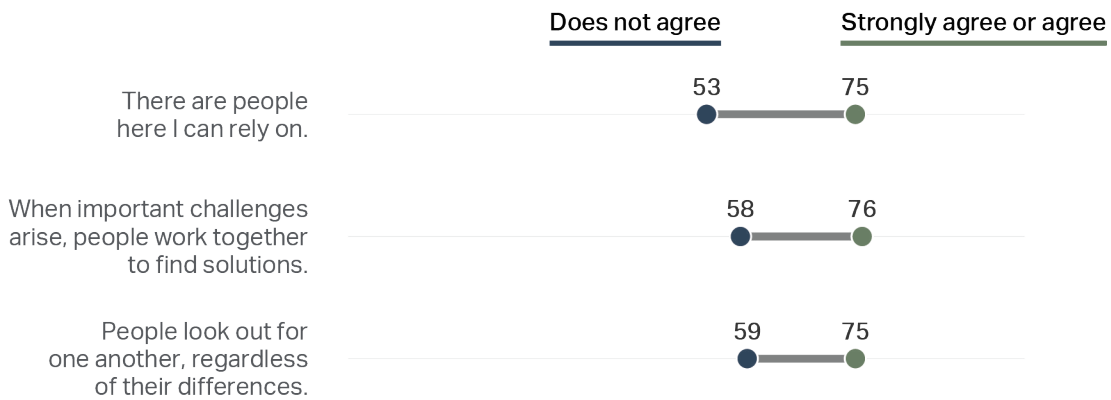
However, **one in three U.S. adults do not agree that there are people in their community they can rely on**, while nearly half reject the idea that people work together to solve important problems in the community (47%) or look out for one another (also 47%).

These Americans are 16 to 22 percentage points less likely to feel like they can shape their own path than their peers who agree that their communities are more collaborative and their neighbors more reliable.

CHART 7

Impact of Community Relationships on Residents' Sense of Agency

% I mostly feel able to shape my path, even when things are difficult



Americans acknowledge flaws in their communities — but still believe they are worth investing in.

Many of the concerns raised about jobs, affordability, natural spaces and community relationships influence Americans’ assessment of the places where they live. About four in 10 adults (38%) are “very satisfied” with their communities, and 46% are “somewhat satisfied.” The remaining share are either “not too satisfied” (12%) or “not satisfied at all” (5%).

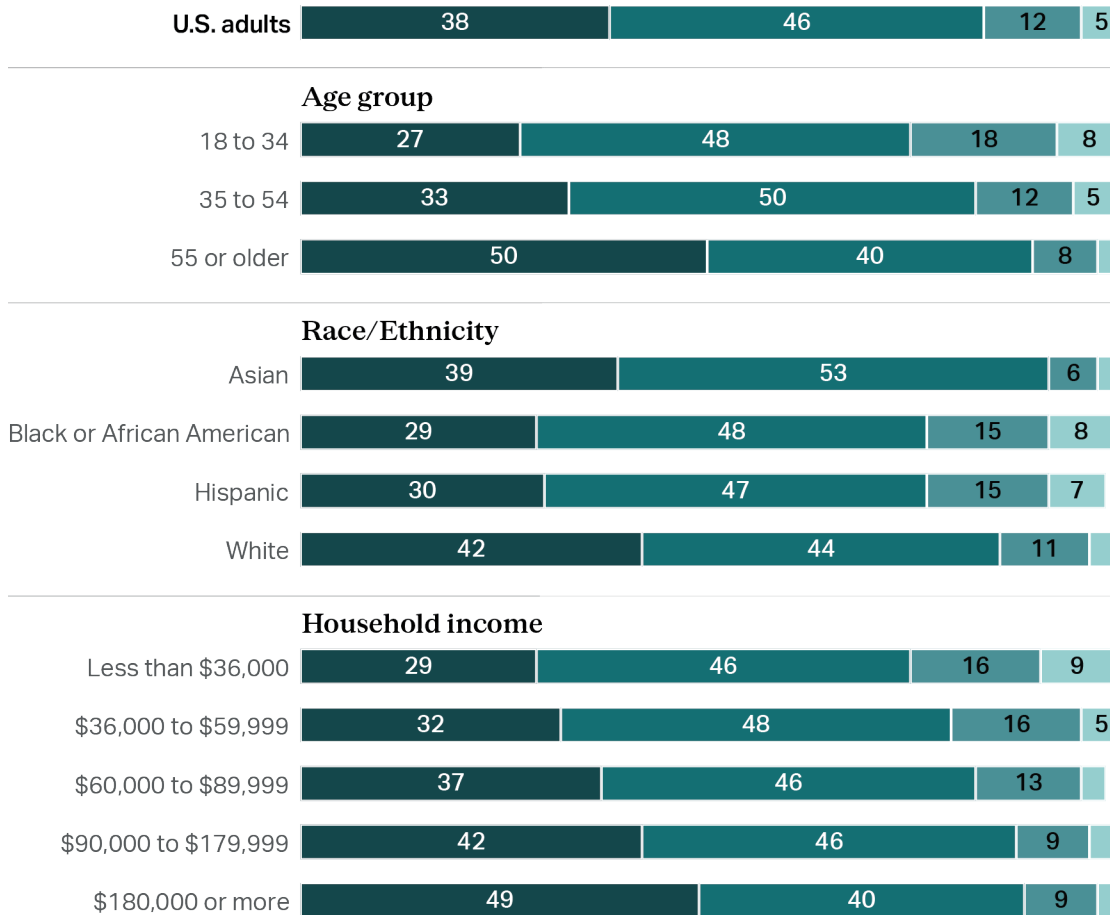
These percentages do not vary significantly based on respondents’ regional geography or urbanicity. Americans across the United States, living in large cities, smaller suburbs or rural areas, are about equally satisfied with their communities. However, as with several discrete aspects of the places they live, Americans’ satisfaction with their communities is closely correlated with their household income. About three in 10 adults in households earning less than \$60,000 per year are very satisfied with their communities, compared with nearly half of those living in households earning \$180,000 or more (49%).

CHART 8

Americans’ Overall Satisfaction With Their Communities

How satisfied are you with the area where you live?

■ % Very satisfied ■ % Somewhat satisfied ■ % Not too satisfied ■ % Not satisfied at all



Note: Responses may sum to 100% ±1 due to rounding. Data labels less than 5% are not displayed.

Just as most U.S. adults express at least some reservations about the quality of their community, they are also evenly split as to whether that community is moving in a positive direction. Half of adults say the town or city where they live is moving in a “very positive” (10%) or “somewhat positive” direction (40%). Most of the remaining adults feel their community is changing neither positively nor negatively (29%), while about one in five feel it is moving in a “somewhat negative” (17%) or “very negative” direction (4%).

Generally, this metric follows trends in overall community satisfaction, with wealthier adults and those 55 or older most likely to believe their community is moving in a positive direction. However, while about equally satisfied with their communities as their urban peers, rural Americans are slightly less likely to feel like their towns are making progress. At least half of adults living in large (51%), medium (50%) and small metro counties (53%) say their city is moving in a positive direction, compared with 44% of those living in nonmetro counties.

Conversely, while Black and Hispanic Americans are less satisfied with the current state of their communities than their Asian and White peers, about half of Asian (49%), Black (51%), Hispanic (50%) and White (50%) adults believe their towns and cities are moving in a positive direction.

Perhaps unsurprisingly, residents’ overall satisfaction with the community is closely related to the direction that they see the area moving in. Among adults who believe their community is moving in a positive direction, 93% are very or somewhat satisfied with their area, compared with 59% of those who say their community is moving in a negative direction.

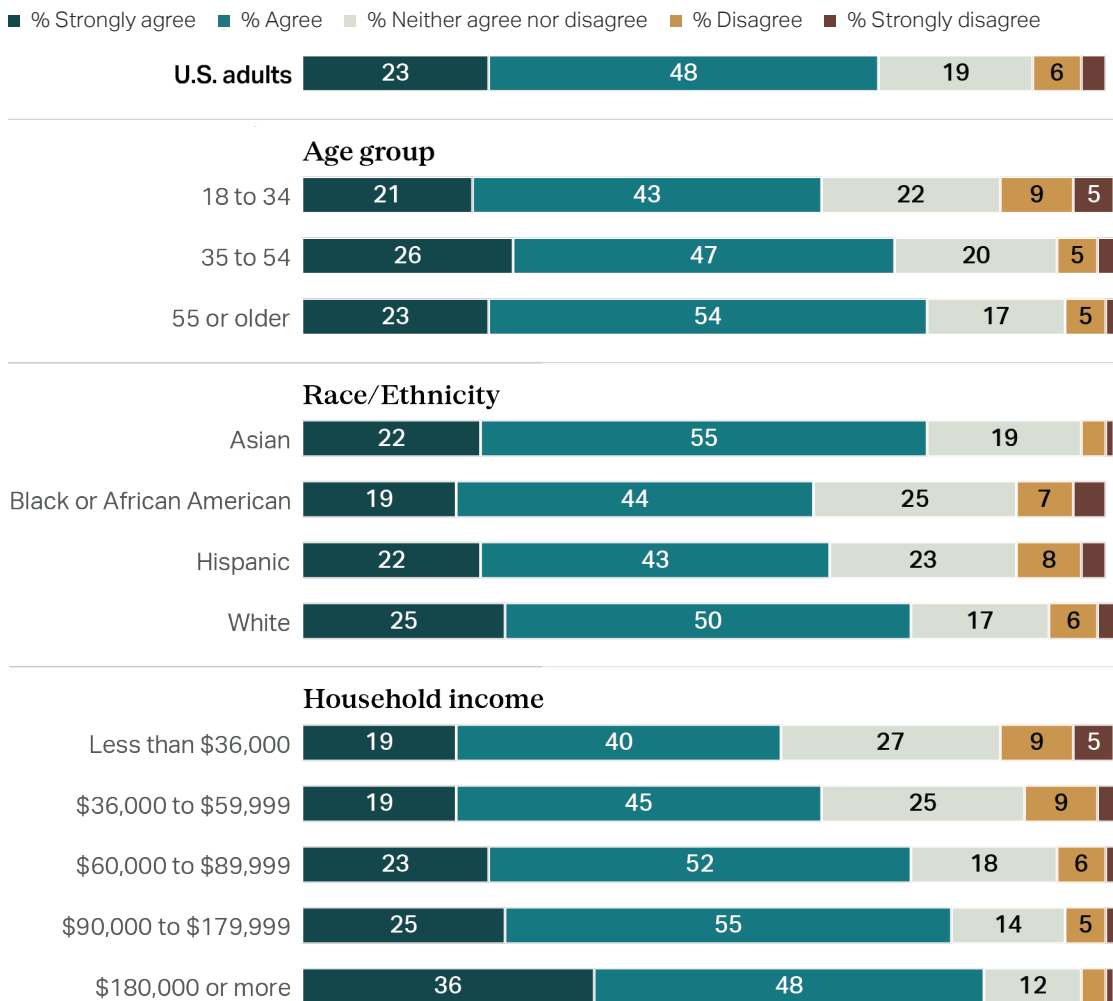
Half of adults say the town or city where they live is moving in a “very positive” (10%) or “somewhat positive direction” (40%).



While Americans are not overwhelmingly positive about the state of their communities, the data reveal signs of hopefulness. As with their personal lives, while most U.S. adults express at least some reservations about the present state of the places where they live, they also believe that the foundations of their communities are strong enough to build on and that doing so would be worthwhile. Though about two-thirds of adults note that there is room for improvement in their communities, nearly three-quarters also agree that the places where they live are worth investing in.

CHART 9
American Perceptions of the Long-Term Value of Their Communities

The area where I live is worth investing in.



Note: Responses may sum to 100% ±1 due to rounding. Data labels less than 5% are not displayed.

Still, the degree of improvement needed does influence whether residents feel their community is worth that level of effort: 31% of those who are not too satisfied or not at all satisfied with their area agree it is worth investing in, compared with 80% of those who are very or somewhat satisfied. As a result, many of the groups that are least satisfied with their communities — including younger, lower-income, and Black or Hispanic Americans — are also less likely than their peers to feel their communities are worth investing in.

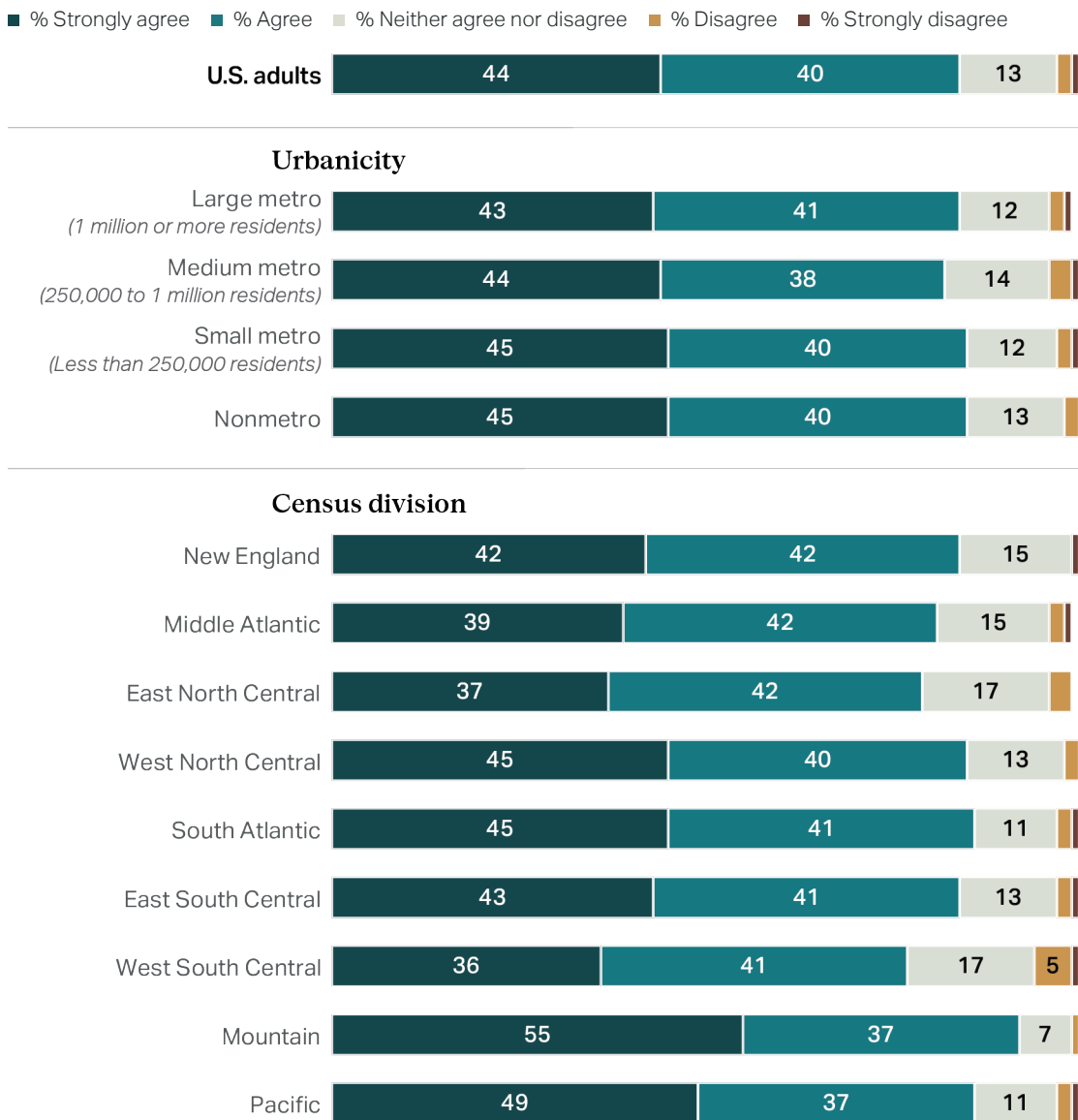
Natural spaces play a key role in Americans' quality of life.

One broadly appealing investment opportunity for American communities is the preservation of natural spaces. The influence of these elements on residents' overall satisfaction is clear, and many adults identify concerns related to each. A healthy majority of Americans acknowledge the role nature plays in the wellbeing of their community. Over eight in 10 adults agree that access to nature improves the quality of life in their town or city.

CHART 10

Impact of Nature on Americans' Quality of Life

Access to nature improves quality of life in my town or city.



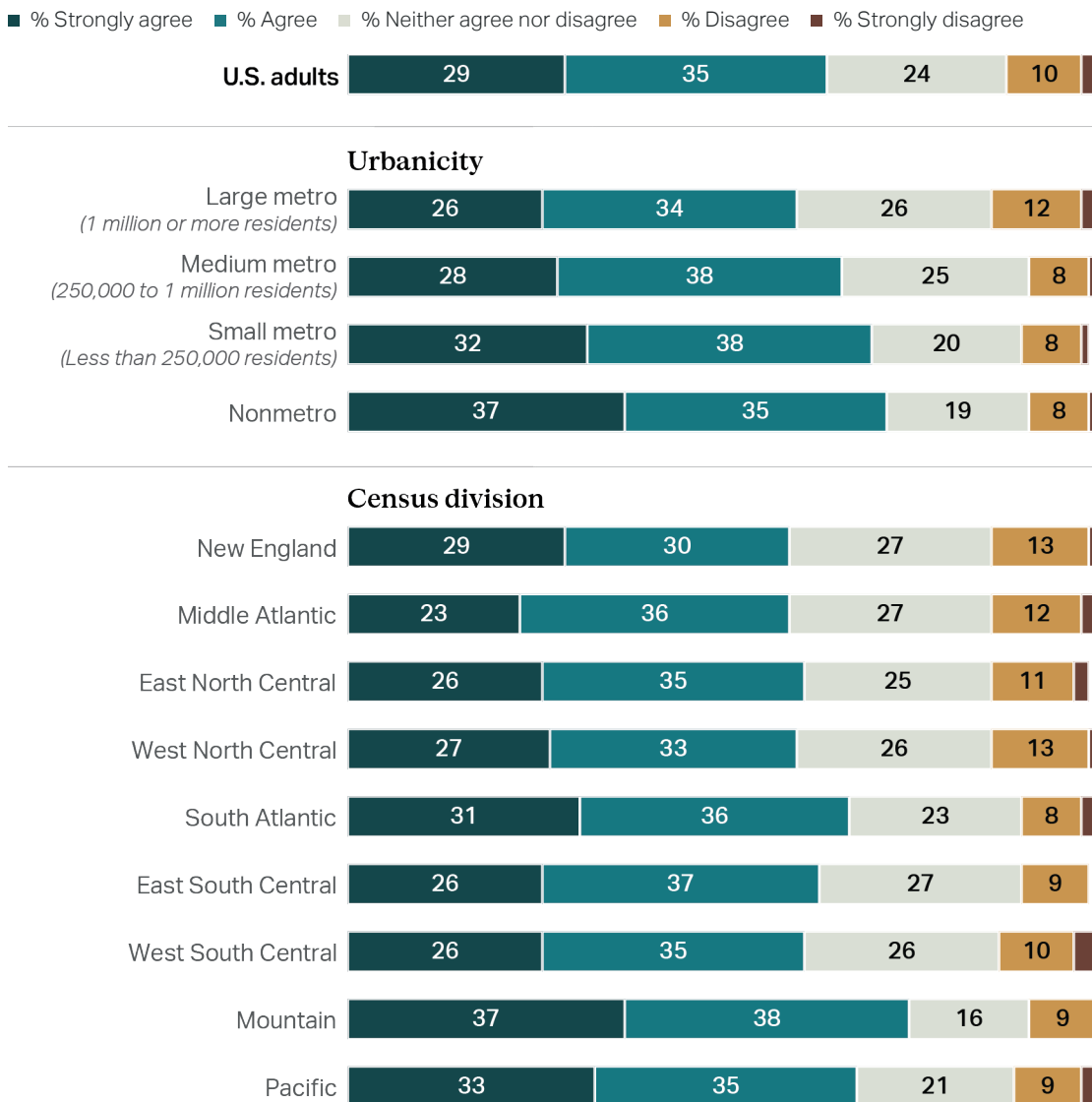
Note: Responses may sum to 100% ±1 due to rounding. Data labels less than 5% are not displayed.

Importantly, this is not limited to certain regions or types of communities — this sentiment is widely held in both cities and rural communities, as well as all regions of the United States, though Americans living on the West Coast and in Mountain region states are particularly enthusiastic about the role nature plays in their wellbeing.

Though nature is, at minimum, a nice-to-have element of thriving communities across the United States, some regions are more likely to identify nature as core not only to the wellbeing of individuals, but also the health of the economy of their entire town or city. Overall, just under two-thirds of adults (64%) agree that nature is essential to their community’s economy, though states in the western United States, as well as on the southern East Coast, feel especially reliant upon their natural resources.

CHART 11
Importance of Nature to Local Economies

Nature is essential to the economy in my town or city.



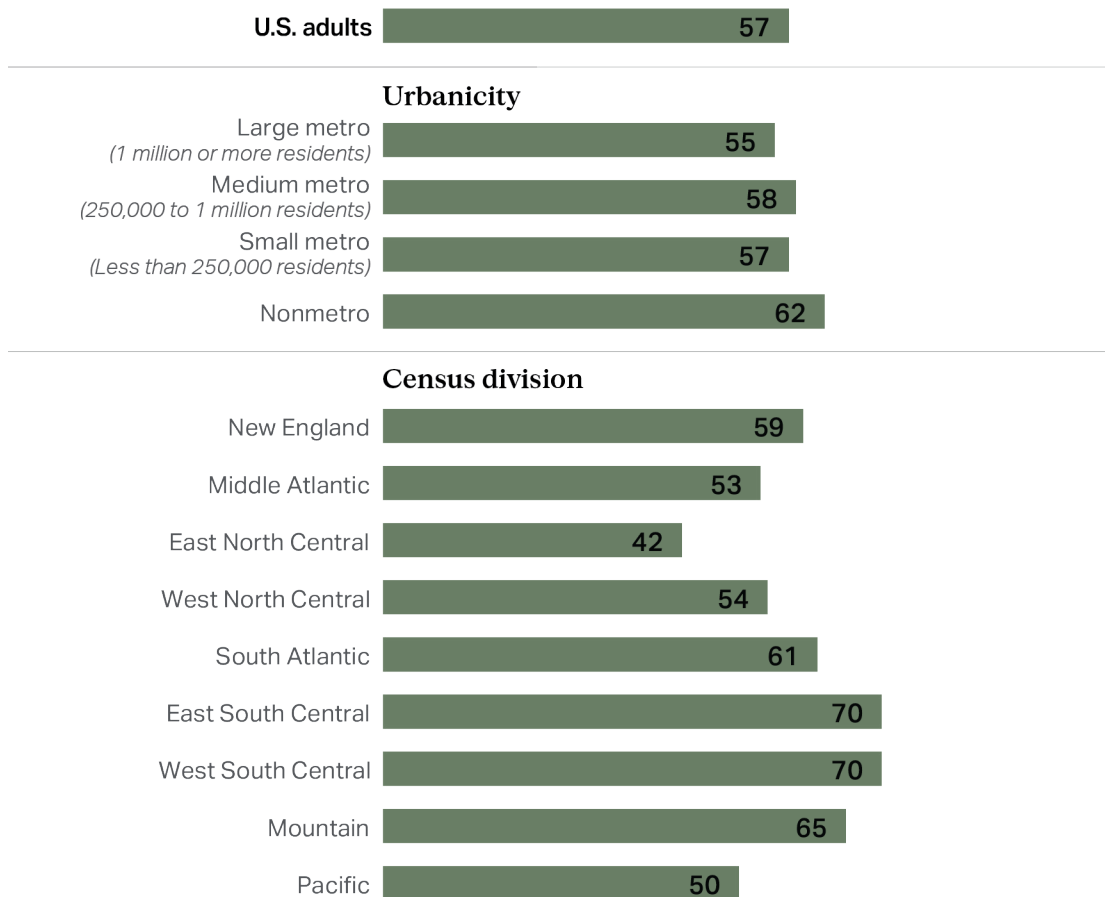
Note: Responses may sum to 100% ±1 due to rounding. Data labels less than 5% are not displayed.

As with the widespread perception that nature plays an important economic role, about two-thirds of U.S. adults (64%) agree that people in their town or city are encouraged to take care of water, land and natural spaces in their community. This is especially true of communities that rely most on these resources: Three-quarters of Americans who agree that nature is essential to their town or city also agree that their community encourages its residents to guard these resources. Among adults who disagree that nature is key to their community’s economic wellbeing, less than half (46%) say they are encouraged to preserve these resources.

In addition to its economic role, nature also affects a significant percentage of the U.S. population via extreme weather events. Sizable segments of Americans say their community has been negatively impacted within the past year by either a lack of reliable access to safe water (14%), flooding (23%), drought (24%) or another type of damage due to extreme weather (38%). More than half of adults (57%) have been impacted by at least one of these.

CHART 12
Impact of Extreme Weather on American Communities

% Impacted by at least one extreme weather event in the past year*



*Includes problems with access to clean, safe water; drought; flooding; or damage from other extreme weather

More than three in five Americans (63%) who have been negatively impacted by an extreme weather event within the past year are “very worried” or “somewhat worried” about that event reoccurring.

Residents question their ability to improve their community — and whether their leaders are interested in doing so.

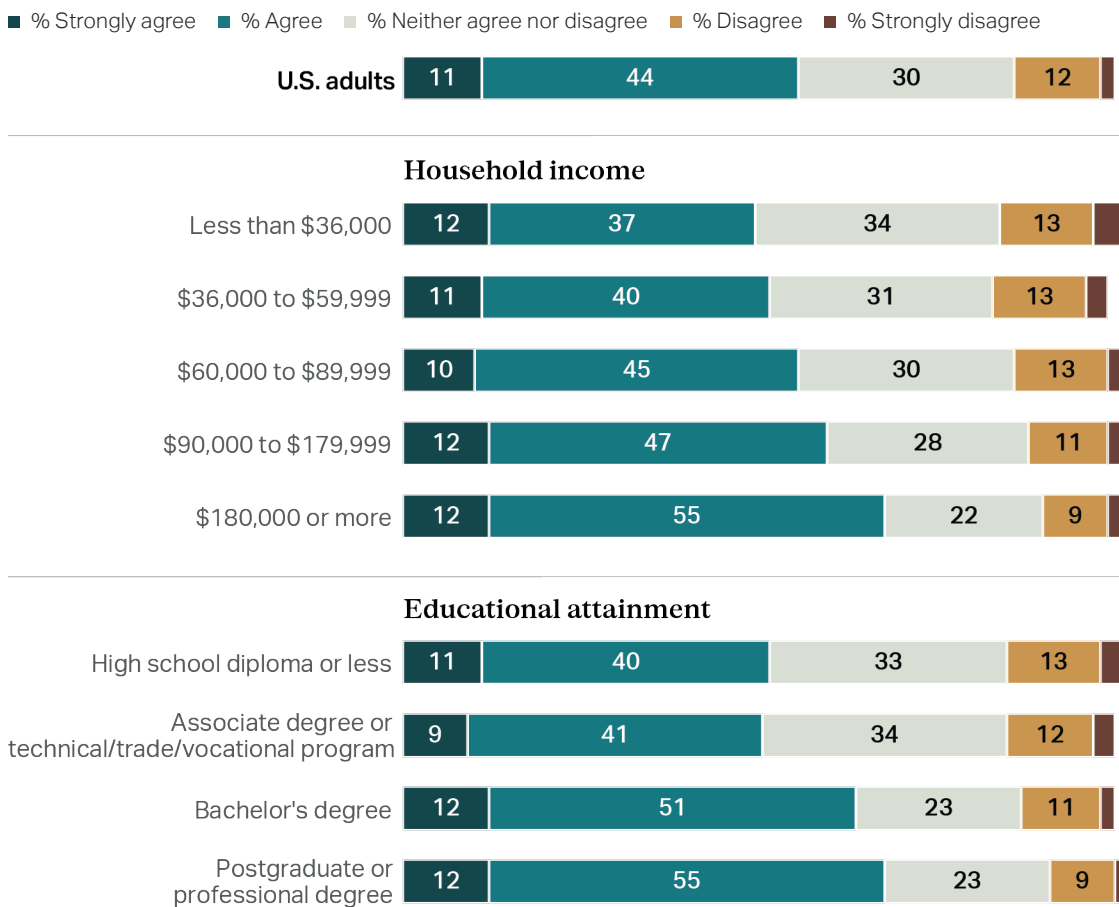
The 62% of Americans who are somewhat satisfied, not too satisfied or not at all satisfied with the areas where they live could likely identify specific aspects of their communities that they believe could be improved. However, many Americans question whether people like them can effect the change they are looking for, or even whether any of their local leadership would listen to their ideas.

When asked whether people like them are able to help solve local problems, just over half of all adults (56%) believe that they can. While this varies minimally by age, race and gender, education and household income both influence the extent to which residents feel they can solve local problems — particularly among those at the upper end of each spectrum. About two-thirds of those with at least a bachelor’s degree, as well as Americans in the top quintile of household income, believe they can help solve local problems.

CHART 13

Influence of Residents to Solve Community Problems

People like me can solve local problems.



Note: Responses may sum to 100% ±1 due to rounding. Data labels less than 5% are not displayed. Totals of response percentages are calculated based on addition prior to rounding. As such, totals listed here or in text may vary by ±1 percentage point from totals derived by adding rounded values.

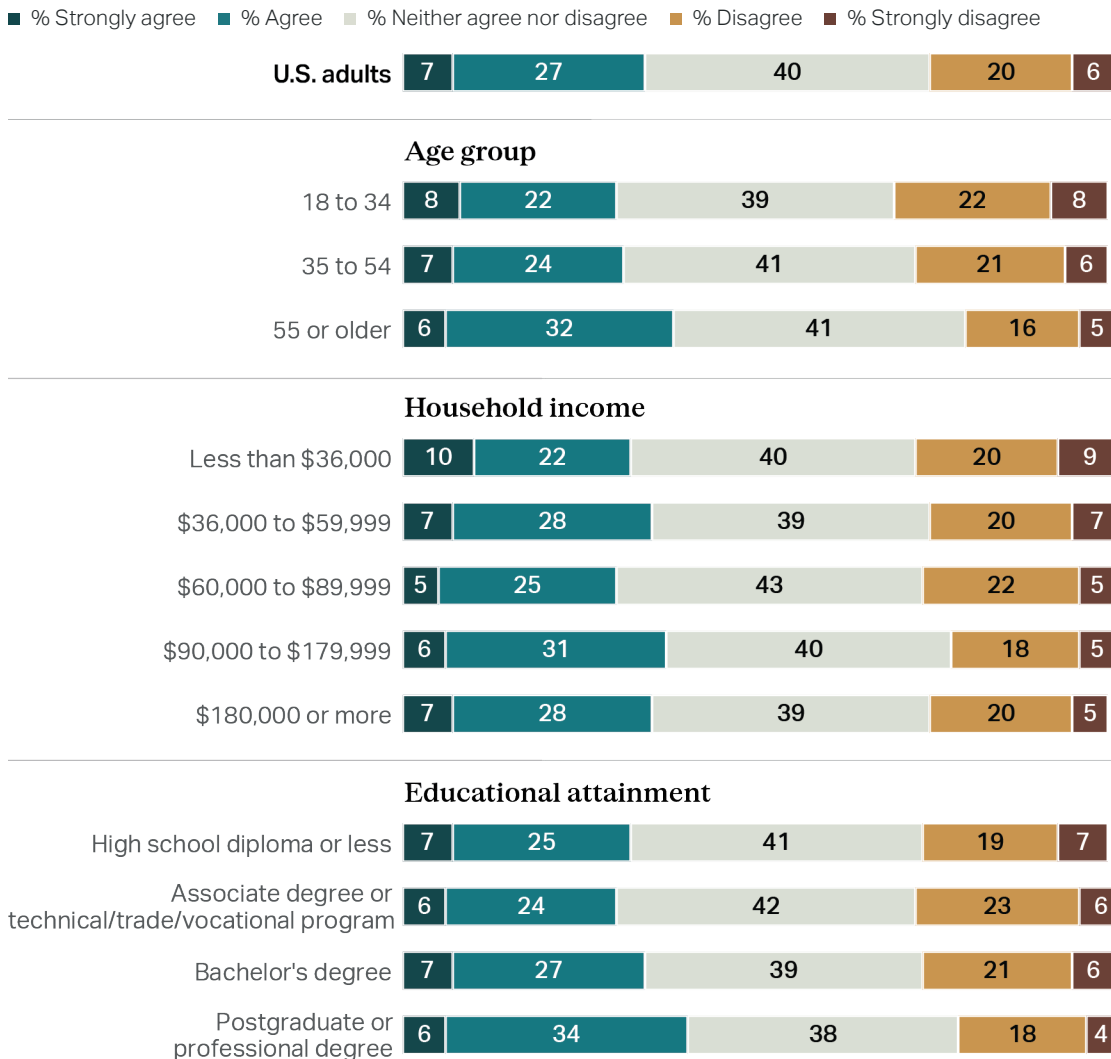
Perhaps more important than confidence in their ability to solve local problems is Americans' belief that if they had an idea for how to do so, somebody in their community would listen to it. However, Americans are even less confident in this: Just one in three adults (34%) agrees that somebody would listen to their ideas to improve their town or city.

While those with higher levels of education and income are more likely to believe they can positively impact their community, they are generally not more likely than their peers to feel heard. Across all five income quintiles, between 30% and 37% of adults agree somebody would listen to their ideas to improve the community. Similarly, about one in three adults with a high school diploma (33%), associate degree or certification (30%), or bachelor's degree (34%) agree their ideas would be heard; those with a postgraduate or professional degree (40%) are only marginally more likely to agree someone would listen to their ideas.

CHART 14

Americans' Confidence Their Opinions About the Community Will Be Heard

If I have an idea for how to improve my town or city, I know someone will listen to me.



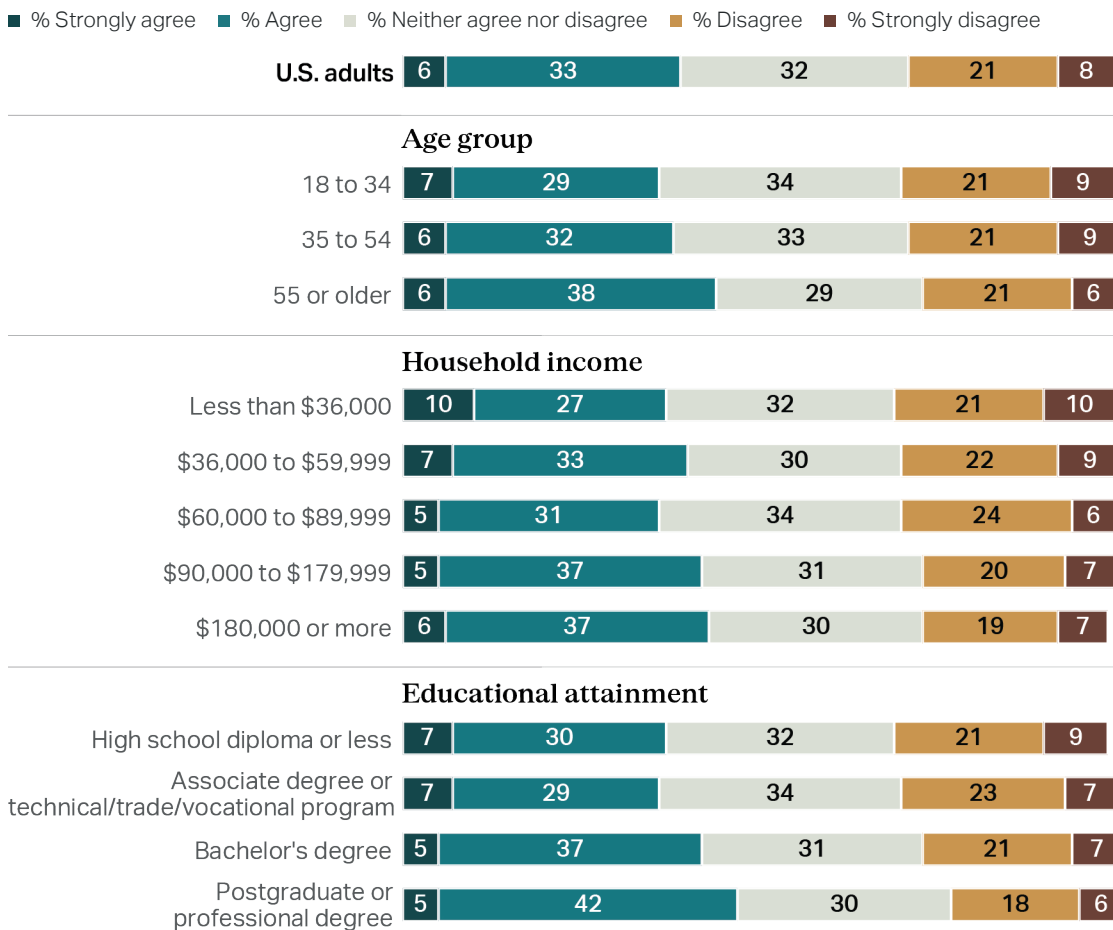
Note: Responses may sum to 100% ±1 due to rounding. Totals of response percentages are calculated based on addition prior to rounding. As such, totals listed here or in text may vary by ±1 percentage point from totals derived by adding rounded values.

Once more, empowering residents to influence the direction of their communities is not only important for its own sake. It is also related to adults' assessment of their towns and cities. Americans who are very satisfied with the area where they live are 20 percentage points more likely than those who are not to agree people like them can solve local problems (68% vs. 48%) and are twice as likely to agree someone would listen to their ideas (50% vs. 24%).

The sense of disenfranchisement held by many adults across the United States is likely influenced by — and potentially a reflection of — the lack of trust that the public has in its local leaders. About four in 10 adults (39%) agree that they trust their local leaders to act in the best interest of their town or city, including just 6% who strongly agree.

CHART 15
Americans' Trust in Community Leadership

I trust local leaders to act in the best interest of my town or city.



Note: Responses may sum to 100% ±1 due to rounding.

This trust is closely related to Americans' belief that someone would listen to their ideas to improve their town or city. About two-thirds of those who agree someone would listen (65%) also agree that they trust their local leaders, compared with just 13% of those who do not agree someone would listen to their ideas. As a result, the groups who are most likely to feel heard — namely, those with a postgraduate degree and the highest earners — are also slightly more likely to trust their local leaders.

Empowered residents are inspired residents.

The disempowerment that most Americans feel in their communities is not for want of formal outlets to share feedback. Between 62% and 78% of adults say that there are opportunities in their town or city to share feedback through online forms or public comment, public meetings, direct lines of communication to local leaders or community organizations.

But while these feedback mechanisms may exist within the community, fewer adults are actually leveraging them. Between 16% and 33% of adults say that they have provided feedback through each of these channels within the past three months; just over half (53%) have taken advantage of at least one of them.

CHART 16

Access to and Application of Community Feedback Channels

Opportunities to Provide Feedback or Improve the Community

% Yes

- If you wanted to speak up or get involved would there be an opportunity in the town or city where you live to ...
- In the past three months have you done any of the following?

Attend a public meeting

(e.g., city council, school board, community meeting)



Contact a local leader or decision-maker

(e.g., city council, school leader or elected official)



Participate in the clean-up or preservation of natural areas

(e.g., parks, trails, rivers, lakes or oceans)



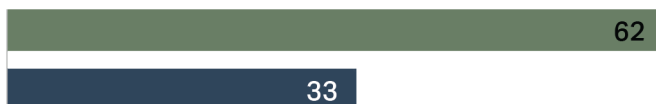
Join a local group that works on community issues

(e.g., a neighborhood association, nonprofit, parent group or advocacy group)



Share feedback through a formal channel

(e.g., an online form, survey, petition or public comment process)



Many Americans may avoid giving constructive feedback to their community because they doubt their voices will be heard. Just 43% of those who disagree someone would listen to their ideas have provided feedback through one or more channels in the past three months, whereas 70% of those who agree someone would listen to their ideas have done so.

This notion is further reinforced by adults' self-reported motivation to improve their communities. Overall, about half of adults agree they feel a sense of responsibility to help make their town or city better (49%) and that they feel motivated to give back to their community (46%). But those who agree that someone would listen if they had an idea to improve their community are about twice as likely as those who doubt anyone would listen to agree they feel motivated to give back to their community (71% vs. 33%) and that they feel a strong sense of responsibility to make their town or city better (72% vs. 37%).

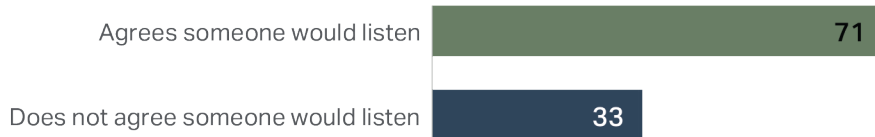
CHART 17

Impact of Agency on Americans' Commitment to Improving Their Communities

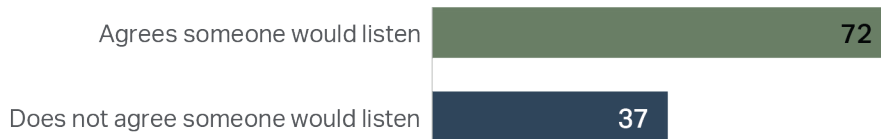
By response to "If I have an idea for how to improve my town or city, I know someone will listen to me"

% Strongly agree + Agree

I feel motivated to give back to my town or city.



I feel a strong sense of responsibility to help make my town or city better.






(04) Methodology

Results for *How Opportunity Takes Root: Understanding the Conditions for People and Places to Thrive* are based on a Gallup Panel™ web study completed by 6,732 U.S. adults, aged 18 and older, living in all 50 U.S. states and the District of Columbia. All responses were collected between Feb. 26-March 6, 2026.

For results based on the overall sample of adults, the margin of sampling error at the 95% confidence level is ± 1.5 percentage points for response percentages around 50% and is ± 0.9 percentage points for response percentages around 10% or 90%. Margins of error for subgroups are higher.

All reported margins of sampling error include computed design effects for weighting. In addition to sampling error, question wording and practical difficulties in conducting surveys can introduce error or bias into the findings of public opinion polls.



GALLUP®

World Headquarters

The Gallup Building
901 F Street, NW
Washington, D.C. 20004

t +1.877.242.5587

f +1.888.500.8282

www.gallup.com

Charlevoix City Council

Reports and Communications

Title: Mayor and Council Comments

Date: June 1, 2026

Presented By:

Background:

Recommendation:

Attachments:

None

Charlevoix City Council

Other Council Business

Title: Closed Session: Annual Evaluation of City Manager (pursuant to MCL 15.268(1a))

Date: June 1, 2026

Presented By:

Background:

Honorable Mayor and Council:

My employment agreement with the City stipulates an annual performance evaluation. Pursuant to my right under the Open Meetings Act, I request this be held in Closed Session.

Very truly yours,
Mark L. Heydlauff
City Manager

Recommendation:

Motion to enter closed session for the purpose of evaluating the City Manager's performance pursuant to MCL 15.268, section 1a.

Attachments:

None